

# Doing Business 2009

Country Profile for  
Italy

COMPARING REGULATION IN 181 ECONOMIES

© 2008 The International Bank for Reconstruction and Development / The World Bank

1818 H Street NW  
Washington, DC 20433  
Telephone 202-473-1000

Internet [www.worldbank.org](http://www.worldbank.org)

e-mail [feedback@worldbank.org](mailto:feedback@worldbank.org)

All rights reserved.  
1 2 3 4 08 07 06 05

A copublication of the World Bank and the International Finance Corporation.

This volume is a product of the staff of the World Bank Group. The findings, interpretations and conclusions expressed in this volume do not necessarily reflect the views of the Executive Directors of The World Bank or the governments they represent. The World Bank Group does not guarantee the accuracy of the data included in this work.

### **Rights and Permissions**

The material in this publication is copyrighted. Copying and/or transmitting portions or all of this work without permission may be a violation of applicable law. The World Bank Group encourages dissemination of its work and will normally grant permission to reproduce portions of the work promptly.

For permission to photocopy or reprint any part of this work, please send a request with complete information to the Copyright Clearance Center Inc., 222 Rosewood Drive, Danvers, MA 01923, USA; telephone: 978-750-8400; fax: 978-750-4470; Internet: [www.copyright.com](http://www.copyright.com)

All other queries on rights and licenses, including subsidiary rights, should be addressed to the Office of the Publisher, The World Bank  
1818 H Street NW  
Washington, DC 20433, USA

fax: 202-522-2422  
e-mail: [pubrights@worldbank.org](mailto:pubrights@worldbank.org)

Additional copies of *Doing Business 2009*, *Doing Business 2008*, *Doing Business 2007: How to Reform*, *Doing Business in 2006: Creating Jobs*, *Doing Business in 2005: Removing Obstacles to Growth* and *Doing Business in 2004: Understanding Regulations* may be purchased at [www.doingbusiness.org](http://www.doingbusiness.org)

ISBN: 978-0-8213-7609-6  
E-ISBN: 978-0-8213-7610-2  
DOI: 10.1596/978-0-8213-7609-6

### **Current features**

**News on the Doing Business project**

[www.doingbusiness.org](http://www.doingbusiness.org)

### **Rankings**

**How economies rank-from 1 to 181**

[www.doingbusiness.org/economyrankings](http://www.doingbusiness.org/economyrankings)

### **Reformers**

**Short summaries of DB2009 reforms, lists of reformers since DB2004 and a ranking simulation tool**

[www.doingbusiness.org/reformers](http://www.doingbusiness.org/reformers)

### **Data time series**

**Customized data sets since DB2004**

[www.doingbusiness.org/customquery](http://www.doingbusiness.org/customquery)

### **Methodology and research**

**The methodologies and research papers underlying Doing Business**

[www.doingbusiness.org/MethodologySurveys](http://www.doingbusiness.org/MethodologySurveys)

### **Blog**

**Online journal focusing on business regulation reform**

<http://blog.doingbusiness.org>

### **Downloads**

**Doing Business reports as well as subnational, country and regional reports and case studies**

[www.doingbusiness.org/downloads](http://www.doingbusiness.org/downloads)

### **Subnational projects**

**Differences in business regulations at the subnational level**

[www.doingbusiness.org/subnational](http://www.doingbusiness.org/subnational)

### **Law library**

**Online collection of business laws and regulations**

[www.doingbusiness.org/lawlibrary](http://www.doingbusiness.org/lawlibrary)

### **Local partners**

**More than 6,700 specialists in 181 economies who participate**

[www.doingbusiness.org/LocalPartners](http://www.doingbusiness.org/LocalPartners)

### **Reformers' Club**

**Celebrating the top 10 Doing Business reformers**

[www.reformersclub.org](http://www.reformersclub.org)

### **Business Planet**

**Interactive map on the ease of doing business**

<http://www.doingbusiness.org/map>

## **Contents**

<b>Introduction and Aggregate Rankings</b>	<b>1</b>
<b>Starting a Business</b>	<b>5</b>
<b>Dealing with Construction Permits</b>	<b>10</b>
<b>Employing Workers</b>	<b>15</b>
<b>Registering Property</b>	<b>19</b>
<b>Getting Credit</b>	<b>24</b>
<b>Protecting Investors</b>	<b>28</b>
<b>Paying Taxes</b>	<b>32</b>
<b>Trading across Borders</b>	<b>36</b>
<b>Enforcing Contracts</b>	<b>40</b>
<b>Closing a Business</b>	<b>44</b>
<b>DB2009 Reforms</b>	<b>48</b>



# Introduction

Doing Business 2009 is the sixth in a series of annual reports investigating regulations that enhance business activity and those that constrain it. Doing Business presents quantitative indicators on business regulations and the protection of property rights that can be compared across 181 economies, from Afghanistan to Zimbabwe, over time.

A set of regulations affecting 10 stages of a business's life are measured : starting a business, dealing with construction permits, employing workers, registering property, getting credit, protecting investors, paying taxes, trading across borders, enforcing contracts and closing a business. Data in Doing Business 2009 are current as of June 1, 2008\*. The indicators are used to analyze economic outcomes and identify what reforms have worked, where, and why.

The Doing Business methodology has limitations. Other areas important to business such as an economy's proximity to large markets, the quality of its infrastructure services (other than those related to trading across borders), the security of property from theft and looting, the transparency of government procurement, macroeconomic conditions or the underlying strength of institutions, are not studied directly by Doing Business. To make the data comparable across economies, the indicators refer to a specific type of business, generally a local limited liability company operating in the largest business city. Because standard assumptions are used in the data collection, comparisons and benchmarks are valid across economies. The data not only highlight the extent of obstacles to doing business; they also help identify the source of those obstacles, supporting policymakers in designing reform.

The data set covers 181 economies: 46 in Sub-Saharan Africa, 32 in Latin America and The Caribbean, 25 in Eastern Europe and Central Asia, 24 in East Asia and Pacific, 19 in the Middle East and North Africa and 8 in South Asia, as well as 27 OECD high-income economies as benchmarks.

The following pages present the summary Doing Business indicators for Italy. The data used for this country profile come from the Doing Business database and are summarized in graphs. These graphs allow a comparison of the economies in each region not only with one another but also with the "good practice" economy for each indicator.

The good-practice economies are identified by their position in each indicator as well as their overall ranking and by their capacity to provide good examples of business regulation to other countries. These good-practice economies do not necessarily rank number 1 in the topic or indicator, but they are in the top 10.

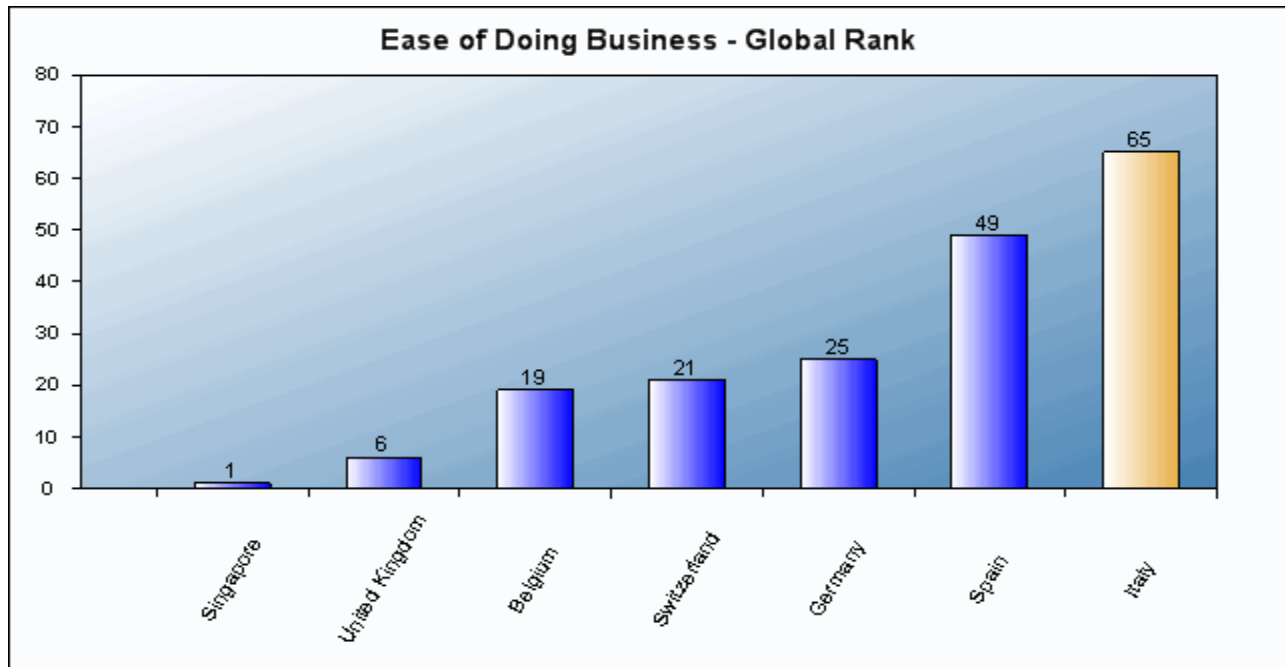
More information is available in the full report. Doing Business 2009 presents the indicators, analyzes their relationship with economic outcomes and recommends reforms. The data, along with information on ordering the report, are available on the Doing Business website ([www.doingbusiness.org](http://www.doingbusiness.org)).

\* Except for the Paying Taxes indicator that refers to the period January to December of 2007.

## Economy Rankings - Ease of Doing Business

Italy is ranked 65 out of 181 economies. Singapore is the top ranked economy in the Ease of Doing Business.

### Italy - Compared to global good practice economy as well as selected economies:



### Italy's ranking in Doing Business 2009

Rank	Doing Business 2009
Ease of Doing Business	65
Starting a Business	53
Dealing with Construction Permits	83
Employing Workers	75
Registering Property	58
Getting Credit	84
Protecting Investors	53
Paying Taxes	128
Trading Across Borders	60
Enforcing Contracts	156
Closing a Business	27

## Summary of Indicators - Italy

<b>Starting a Business</b>	<b>Procedures (number)</b>	6
	<b>Duration (days)</b>	10
	<b>Cost (% GNI per capita)</b>	18.5
	<b>Paid in Min. Capital (% of GNI per capita)</b>	9.7
<b>Dealing with Construction Permits</b>	<b>Procedures (number)</b>	14
	<b>Duration (days)</b>	257
	<b>Cost (% of income per capita)</b>	136.4
<b>Employing Workers</b>	<b>Difficulty of Hiring Index</b>	33
	<b>Rigidity of Hours Index</b>	40
	<b>Difficulty of Firing Index</b>	40
	<b>Rigidity of Employment Index</b>	38
	<b>Firing costs (weeks of salary)</b>	11
<b>Registering Property</b>	<b>Procedures (number)</b>	8
	<b>Duration (days)</b>	27
	<b>Cost (% of property value)</b>	0.6
<b>Getting Credit</b>	<b>Legal Rights Index</b>	3
	<b>Credit Information Index</b>	5
	<b>Public registry coverage (% adults)</b>	11.8
	<b>Private bureau coverage (% adults)</b>	74.9
<b>Protecting Investors</b>	<b>Disclosure Index</b>	7

<b>Protecting Investors</b>	<b>Director Liability Index</b>	4
	<b>Shareholder Suits Index</b>	6
	<b>Investor Protection Index</b>	5.7
<b>Paying Taxes</b>	<b>Payments (number)</b>	15
	<b>Time (hours)</b>	334
	<b>Profit tax (%)</b>	28.0
	<b>Labor tax and contributions (%)</b>	43.2
	<b>Other taxes (%)</b>	2.1
	<b>Total tax rate (% profit)</b>	73.3
<b>Trading Across Borders</b>	<b>Documents for export (number)</b>	5
	<b>Time for export (days)</b>	20
	<b>Cost to export (US\$ per container)</b>	1305
	<b>Documents for import (number)</b>	5
	<b>Time for import (days)</b>	18
	<b>Cost to import (US\$ per container)</b>	1305
<b>Enforcing Contracts</b>	<b>Procedures (number)</b>	41
	<b>Duration (days)</b>	1210
	<b>Cost (% of claim)</b>	29.9
<b>Closing a Business</b>	<b>Time (years)</b>	1.8
	<b>Cost (% of estate)</b>	22
	<b>Recovery rate (cents on the dollar)</b>	56.6



# Starting a Business

When entrepreneurs draw up a business plan and try to get under way, the first hurdles they face are the procedures required to incorporate and register the new firm before they can legally operate. Economies differ greatly in how they regulate the entry of new businesses. In some the process is straightforward and affordable. In others the procedures are so burdensome that entrepreneurs may have to bribe officials to speed the process or may decide to run their business informally.

The data on starting a business is based on a survey and research investigating the procedures that a standard small to medium-size company needs to complete to start operations legally. These include obtaining all necessary permits and licenses and completing all required inscriptions, verifications and notifications with authorities to enable the company to formally operate. The time and cost required to complete each procedure under normal circumstances are calculated, as well as the minimum capital that must be paid in. It is assumed that all information is readily available to the entrepreneur, that there has been no prior contact with officials and that all government and nongovernment entities involved in the process function without corruption.

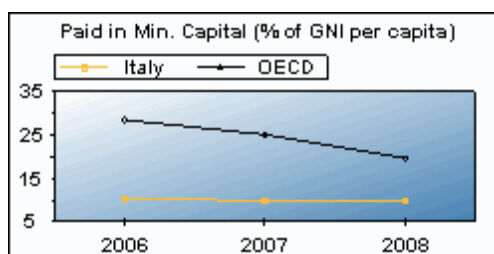
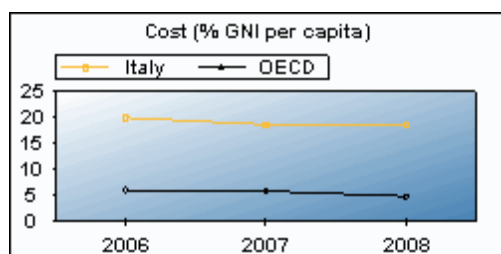
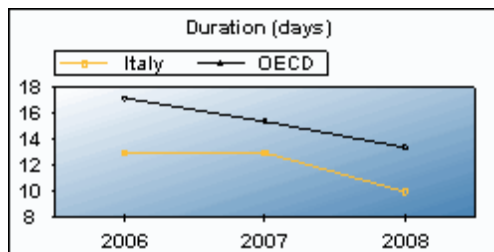
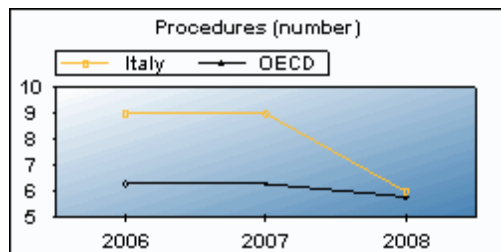
To make the data comparable across economies, detailed assumptions about the type of business are used. Among these assumptions are the following: the business is a limited liability company conducting general commercial activities in the largest business city; it is 100% domestically owned, with a start-up capital of 10 times income per capita, a turnover of at least 100 times income per capita and between 10 and 50 employees; and it does not qualify for any special benefits, nor does it own real estate. Procedures are recorded only where interaction is required with an external party. It is assumed that the founders complete all procedures themselves unless professional services (such as by a notary or lawyer) are required by law. Voluntary procedures are not counted, nor are industry-specific requirements and utility hook-ups. Lawful shortcuts are counted.

Cumbersome entry procedures are associated with more corruption, particularly in developing economies. Each procedure is a point of contact, a potential opportunity to extract a bribe. Analysis shows that burdensome entry regulations do not increase the quality of products, make work safer or reduce pollution. Instead, they constrain private investment; push more people into the informal economy; increase consumer prices and fuel corruption.

## 1. Historical data: Starting a Business in Italy

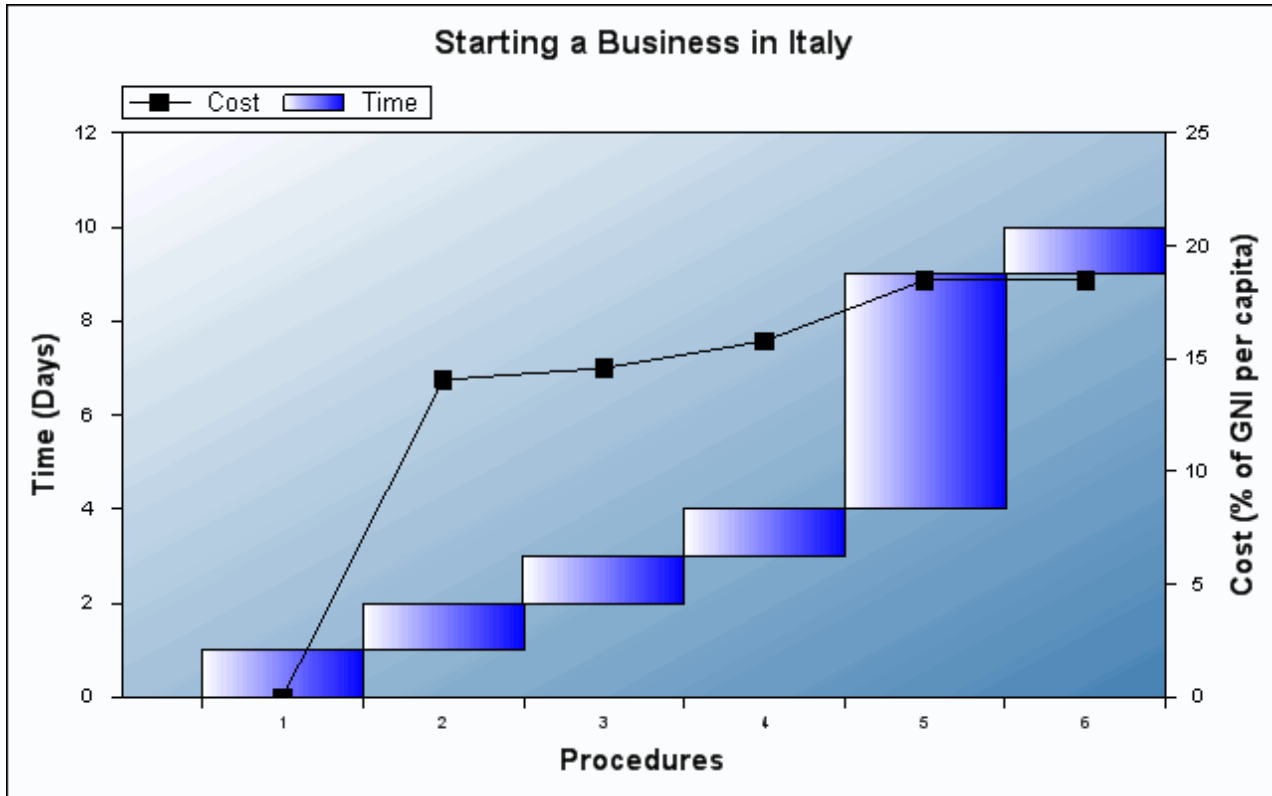
Starting a Business data	Doing Business 2007	Doing Business 2008	Doing Business 2009
Rank		70	53
Procedures (number)	9	9	6
Duration (days)	13	13	10
Cost (% GNI per capita)	20.0	18.7	18.5
Paid in Min. Capital (% of GNI per capita)	10.4	9.8	9.7

## 2. The following graphs illustrates the Starting a Business indicators in Italy over the past 3 years:



### 3. Steps to Starting a Business in Italy

It requires 6 procedures, takes 10 days, and costs 18.48 % GNI per capita to start a business in Italy.



#### List of Procedures:

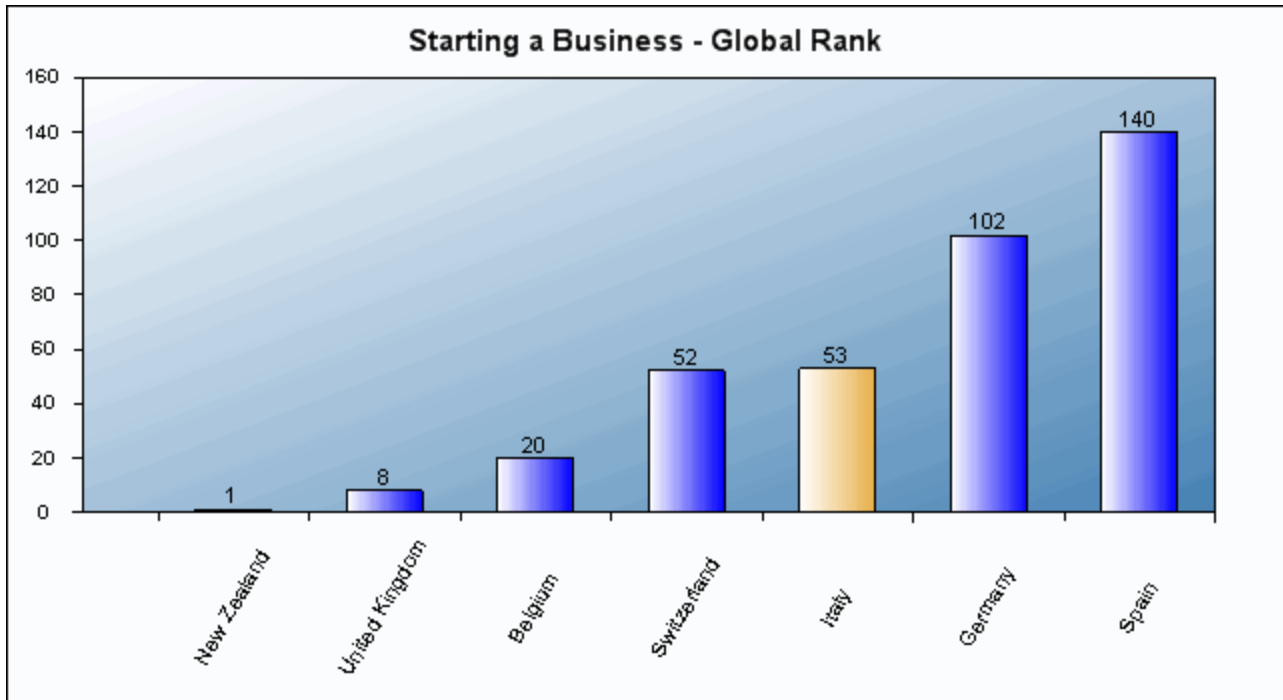
1. Deposit at least 25% of the amounts contributed in cash with a bank
2. Execute a public deed of incorporation and company bylaws before a public notary; pay registration tax
3. Buy corporate books and accounting books
4. Pay government grant tax to the post office current account
5. Register with the Register of Enterprises (Registro delle Imprese) at the local chamber of commerce.
6. Notify the competent Labor Office (DPLMO) the employment of workers

More detail is included in the appendix.

#### 4. Benchmarking Starting a Business Regulations:

Italy is ranked 53 overall for Starting a Business.

Ranking of Italy in Starting a Business - Compared to good practice and selected economies:



The following table shows Starting a Business data for Italy compared to good practice and comparator economies:

<b>Good Practice Economies</b>	<b>Procedures (number)</b>	<b>Duration (days)</b>	<b>Cost (% GNI per capita)</b>	<b>Paid in Min. Capital (% of GNI per capita)</b>
<b>Denmark</b>			0.0	
<b>New Zealand*</b>	1	1		0.0

<i>Selected Economy</i>				
<b>Italy</b>	6	10	18.5	9.7

<i>Comparator Economies</i>				
<b>Belgium</b>	3	4	5.2	19.9
<b>Germany</b>	9	18	5.6	42.2
<b>Spain</b>	10	47	14.9	13.1
<b>Switzerland</b>	6	20	2.1	27.6
<b>United Kingdom</b>	6	13	0.8	0.0

\* The following economies are also good practice economies for :

Procedures (number): **Canada**

# Dealing with Construction Permits

Once entrepreneurs have registered a business, what regulations do they face in operating it? To measure such regulation, Doing Business focuses on the construction sector. Construction companies are under constant pressure; from government to comply with inspections and with licensing and safety regulations and from customers to be quick and cost-effective. These conflicting pressures point to the tradeoff in building regulation; the tradeoff between protecting people (construction workers, tenants, passersby) and keeping the cost of building affordable. Striking the right balance is a challenge when it comes to construction regulations. Good regulations ensure safety standards that protect the public while making the permitting process efficient, transparent and affordable for both building authorities and the private professionals who use it. If procedures are overly complicated or costly, builders build without a permit, leading to hazardous construction.

The indicators on dealing with construction permits record all procedures officially required for an entrepreneur in the construction industry to build a warehouse. These include submitting project documents (building plans, site maps) to the authorities, obtaining all necessary licenses and permits, completing all required notifications and receiving all necessary inspections. They also include procedures for obtaining utility connections, such as electricity, telephone, water and sewerage. The time and cost to complete each procedure under normal circumstances are calculated. All official fees associated with legally completing the procedures are included (bribes not included). Time is recorded in calendar days. The survey assumes that the entrepreneur is aware of all existing regulations and does not use an intermediary to complete the procedures unless required to do so by law. To make the data comparable across economies, several assumptions about the business and its operations are used. The business is a small to medium-size limited liability company, located in the most populous city, domestically owned and operated, in the construction business, with 60 qualified employees. The warehouse to be built:

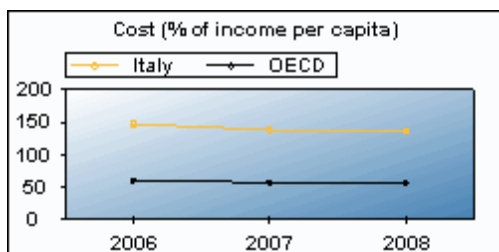
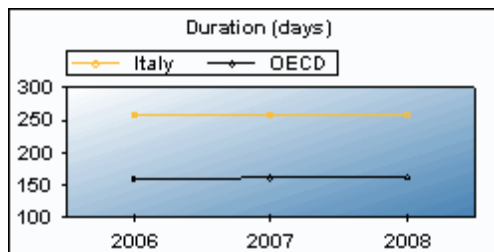
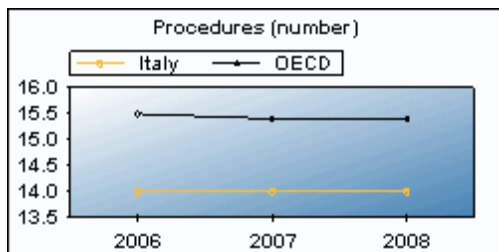
- Is a new construction (there was no previous construction on the land).
- Has 2 stories, both above ground, with a total surface of approximately 1,300.6 square meters (14,000 square feet). Each floor is 3 meters (9 feet, 10 inches) high
- Has complete architectural and technical plans prepared by a licensed architect.
- Will be connected to electricity, water, sewerage (sewage system, septic tank or their equivalent) and one land phone line. The connection to each utility network will be 32 feet, 10 inches (10 meters) long.
- Will be used for general storage, such as of books or stationery. The warehouse will not be used for any goods requiring special conditions, such as food, chemicals or pharmaceuticals.
- Will take 30 weeks to construct (excluding all delays due to administrative and regulatory requirements).

Where the regulatory burden is large, entrepreneurs move their activity into the informal economy. There they operate with less concern for safety, leaving everyone worse off.

## 1. Historical data: Dealing with Construction Permits in Italy

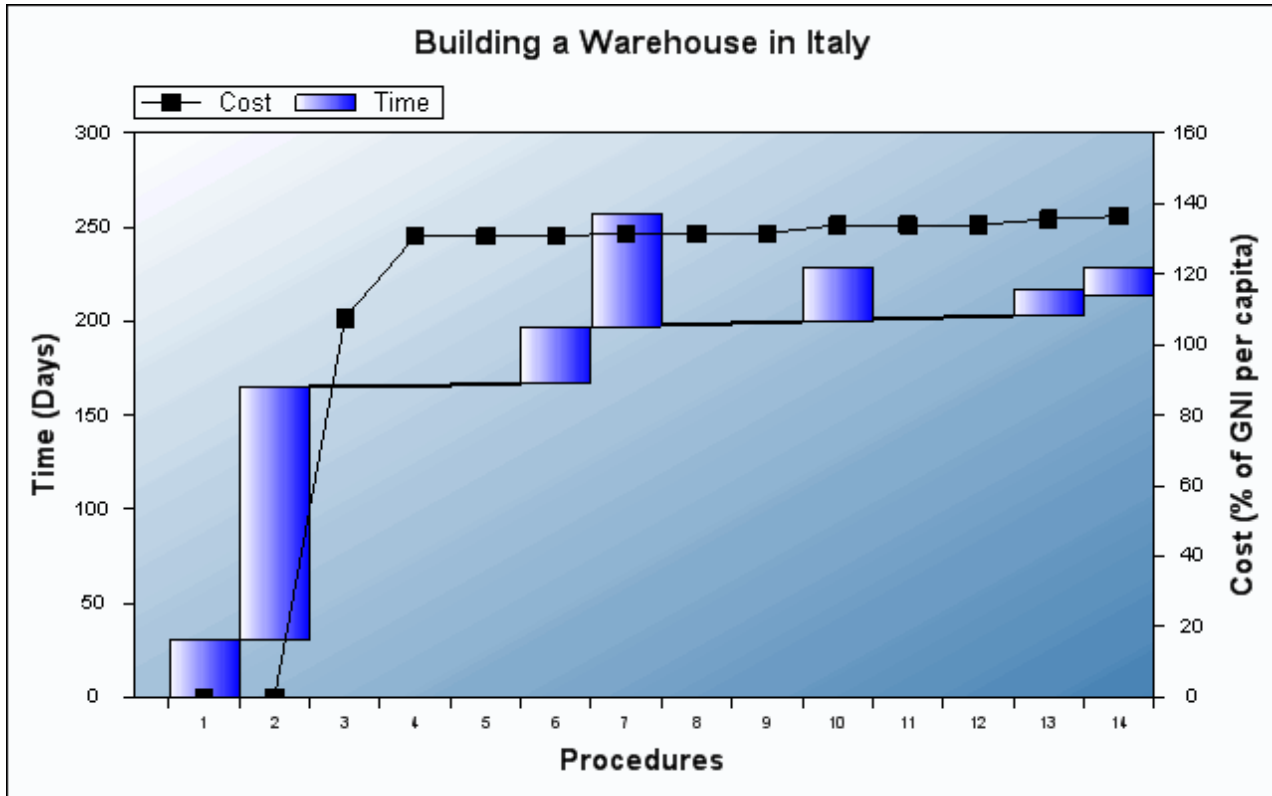
Dealing with Construction Permits data	Doing Business 2007	Doing Business 2008	Doing Business 2009
Rank		76	83
Procedures (number)	14	14	14
Duration (days)	257	257	257
Cost (% of income per capita)	147.3	138.2	136.4

2. The following graphs illustrates the Dealing with Construction Permits indicators in Italy over the past 3 years:



### 3. Steps to Building a Warehouse in Italy

It requires 14 procedures, takes 257 days, and costs 136.43 % GNI per capita to build a warehouse in Italy.



#### List of Procedures:

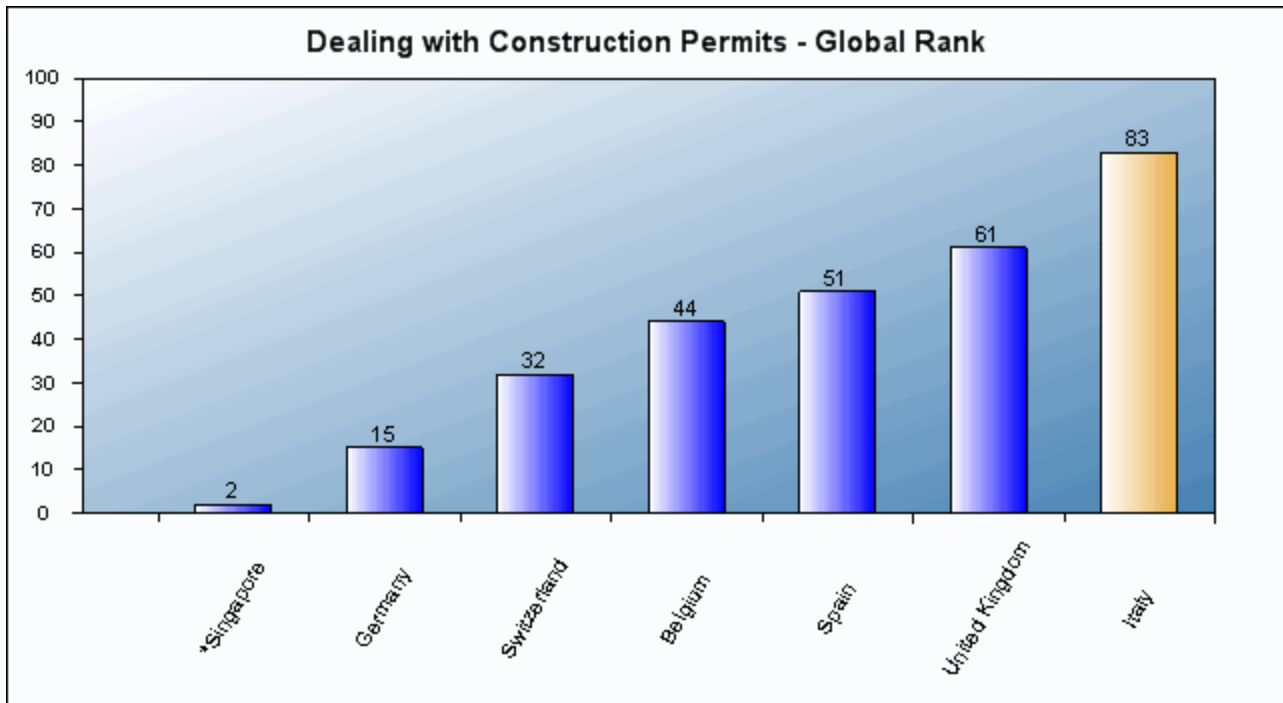
- |   |  |
|---|--|
| 1. Obtain nulla osta from the Regional Technical Office (Genio Civile)                | 12. Receive on-site inspection and obtain estimation of electricity connection costs by local electricity provider |
| 2. Obtain building permit   | 13. Obtain power connection installation   |
| 3. Pay building permit fees at the post office  | 14. Obtain telephone connection  |
| 4. Hire an independent engineer to test structure and utilities                       |  |
| 5. Receive on-site inspection by the Fire Department                                  |  |
| 6. Obtain occupancy certificate   |  |
| 7. Register the building  |  |
| 8. Apply for water and sewerage connection  |  |
| 9. Receive on-site inspection and estimation of water and sewerage installation costs |  |
| 10. Obtain water and sewerage installation  |  |
| 11. Apply for electricity connection  |  |

More detail is included in the appendix.

#### 4. Benchmarking Dealing with Construction Permits Regulations:

Italy is ranked 83 overall for Dealing with Construction Permits.

Ranking of Italy in Dealing with Construction Permits - Compared to good practice and selected economies:



*\* The following economies are also good practice economies for Building a Warehouse: Belize, New Zealand, St. Vincent and the Grenadines*

The following table shows Dealing with Construction Permits data for Italy compared to good practice and comparator economies:

<b>Good Practice Economies</b>	<b>Procedures (number)</b>	<b>Duration (days)</b>	<b>Cost (% of income per capita)</b>
<b>Denmark</b>	6		
<b>Korea</b>		34	
<b>Malaysia*</b>			7.9

<i>Selected Economy</i>			
<b>Italy</b>	14	257	136.4

<i>Comparator Economies</i>			
<b>Belgium</b>	14	169	65.2
<b>Germany</b>	12	100	62.2
<b>Spain</b>	11	233	62.3
<b>Switzerland</b>	14	154	52.1
<b>United Kingdom</b>	19	144	64.2

\* The following economies are also good practice economies for :

**Cost (% of income per capita): Brunei, Palau, Qatar, St. Kitts and Nevis, Trinidad and Tobago, United Arab Emirates**



## Employing Workers

Economies worldwide have established a system of laws and institutions intended to protect workers and guarantee a minimum standard of living for its population. This system generally encompasses four bodies of law: employment, industrial relations, social security and occupational health and safety laws. Doing Business examines government regulation in the area of employment.

Two measures are presented: a rigidity of employment index and a firing cost measure. The rigidity of employment index is the average of three subindices: difficulty of hiring, rigidity of hours and difficulty of firing. Each index takes values between 0 and 100, with higher values indicating more rigid regulation. The difficulty of hiring index measures the flexibility of contracts and the ratio of the minimum wage to the value added per worker. The rigidity of hours index covers restrictions on weekend and night work, requirements relating to working time and the workweek, and mandated days of annual leave with pay. The difficulty of firing index covers workers' legal protections against dismissal, including the grounds permitted for dismissal and procedures for dismissal (individual and collective): notification and approval requirements, retraining or reassignment obligations and priority rules for dismissals and reemployment.

The firing cost indicator measures the cost of advance notice requirements, severance payments and penalties due when terminating a redundant worker, expressed in weeks of salary.

To make the data comparable across economies, a range of assumptions about the worker and the company are used. The company is assumed to be a limited liability manufacturing corporation that operates in the economy's most populous city, is 100% domestically owned and has 201 employees. The company is also assumed to be subject to collective bargaining agreements in economies where such agreements cover more than half the manufacturing sector and apply even to firms not party to them.

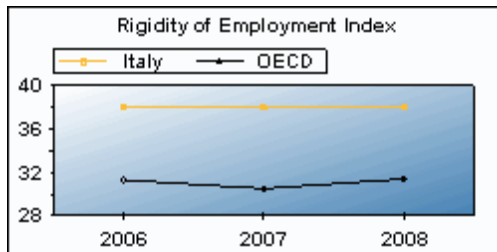
Employment regulations are needed to allow efficient contracting between employers and workers and to protect workers from discriminatory or unfair treatment by employers. In its indicators on employing workers, Doing Business measures flexibility in the regulation of hiring, working hours and dismissal in a manner consistent with the conventions of the International Labour Organization (ILO). An economy can have the most flexible labor regulations as measured by Doing Business while ratifying and complying with all conventions directly relevant to the factors measured by Doing Business and with the ILO core labor standards. No economy can achieve a better score by failing to comply with these conventions.

Governments all over the world face the challenge of finding the right balance between worker protection and labor market flexibility. But in developing countries especially, regulators often err to one extreme, pushing employers and workers into the informal sector. Analysis across economies shows that while employment regulation generally increases the tenure and wages of incumbent workers, overly rigid regulations may have undesirable side effects. These include less job creation, smaller company size, less investment in research and development, and longer spells of unemployment and thus the obsolescence of skills, all of which may reduce productivity growth. When economies err on the side of excessive rigidity, it is to the detriment of businesses and workers alike.

## 1. Historical data: Employing Workers in Italy

Employing Workers data	Doing Business 2007	Doing Business 2008	Doing Business 2009
Rank		60	75
Rigidity of Employment Index	38	38	38
Firing costs (weeks of salary)	2	2	11

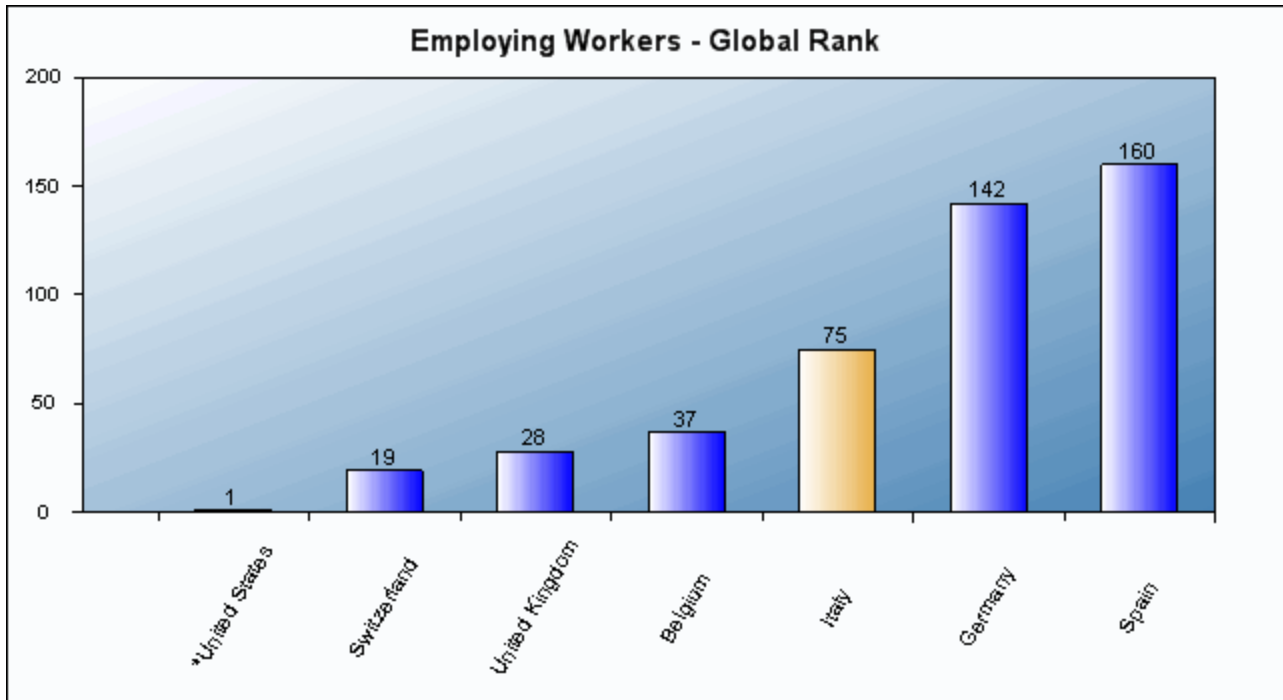
## 2. The following graphs illustrates the Employing Workers indicators in Italy over the past 3 years:



### 3. Benchmarking Employing Workers Regulations:

Italy is ranked 75 overall for Employing Workers.

Ranking of Italy in Employing Workers - Compared to good practice and selected economies:



\* The following economies are also good practice economies for Employing Workers: Marshall Islands, Singapore

The following table shows Employing Workers data for Italy compared to good practice and comparator economies:

<b>Good Practice Economies</b>	<b>Rigidity of Employment Index</b>	<b>Firing costs (weeks of salary)</b>
<b>Hong Kong, China*</b>	0	
<b>New Zealand*</b>		0

<i>Selected Economy</i>		
<b>Italy</b>	38	11

<i>Comparator Economies</i>		
<b>Belgium</b>	20	16
<b>Germany</b>	44	69
<b>Spain</b>	56	56
<b>Switzerland</b>	17	13
<b>United Kingdom</b>	14	22

\* The following economies are also good practice economies for :

**Rigidity of Employment Index: Maldives, Marshall Islands, Singapore, United States**

**Firing costs (weeks of salary): Afghanistan, Denmark, Iraq, Marshall Islands, Micronesia, Palau, Puerto Rico, Tonga, United States**



# Registering Property

Formal property titles help promote the transfer of land, encourage investment and give entrepreneurs access to formal credit markets. But a large share of property in developing economies is not formally registered. Informal titles cannot be used as security in obtaining loans, which limits financing opportunities for businesses. Many governments have recognized this and started extensive property titling programs. But bringing assets into the formal sector is only part of the story. The more difficult and costly it is to formally transfer property, the greater the chances that formalized titles will quickly become informal again. Eliminating unnecessary obstacles to registering and transferring property is therefore important for economic development.

Doing Business records the full sequence of procedures necessary for a business (buyer) to purchase a property from another business (seller) and to transfer the property title to the buyer's name. The property of land and building will be transferred in its entirety. The transaction is considered complete when the buyer can use the property as collateral for a bank loan.

Local property lawyers and officials in property registries provide information on required procedures as well as the time and cost to complete each one. For most economies the data are based on responses from both. Based on the responses, three indicators are constructed.

- Number of procedures to register property.
- Time to register property (in calendar days).
- Official costs to register property (as a percentage of the property value).

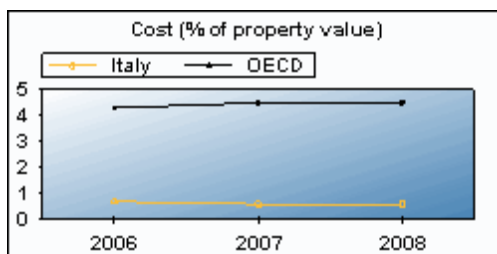
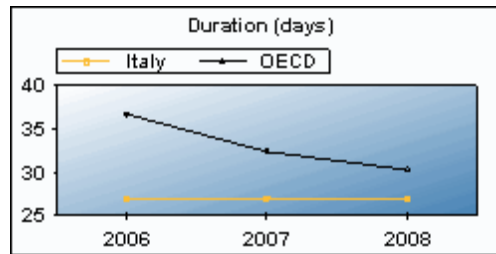
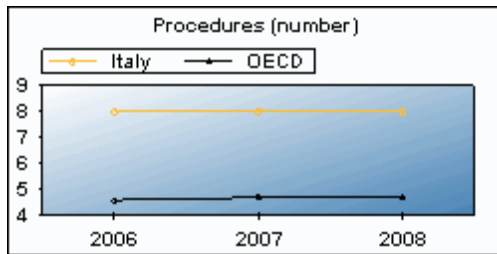
Many titling programs in Africa were futile because people bought and sold property informally, neglecting to update the title records in the property registry. Why? Doing Business shows that completing a simple formal property transfer in the largest business city of an African economy cost 10% of the value of the property and takes on average 90 days. Worse, the property registries are so poorly organized that they provide little security of ownership.

Efficient property registration reduces transaction costs and helps to formalize property titles. Simple procedures to register property are also associated with greater perceived security of property rights and less corruption. That benefits all entrepreneurs, especially women, the young and the poor. The rich have few problems protecting their property rights. They can afford to invest in security systems and other measures to defend their property. But small entrepreneurs cannot. Reform can change this. Twenty-four economies made it easier to register property in 2007/08. The most popular reform: lowering the cost of registration by reducing the property transfer tax, registration fees or stamp duty.

## 1. Historical data: Registering Property in Italy

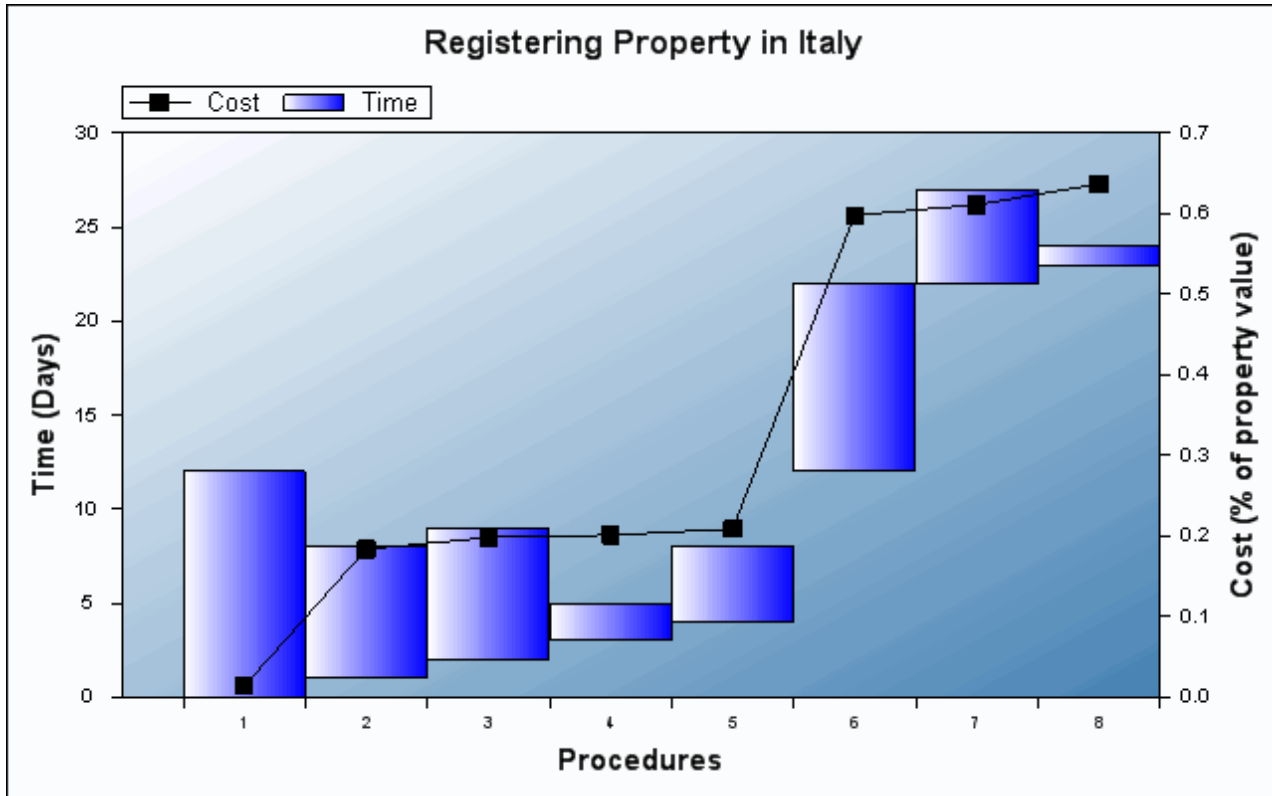
Registering Property data	Doing Business 2007	Doing Business 2008	Doing Business 2009
Rank		50	58
Procedures (number)	8	8	8
Duration (days)	27	27	27
Cost (% of property value)	0.7	0.6	0.6

## 2. The following graphs illustrates the Registering Property indicators in Italy over the past 3 years:



### 3. Steps to Registering Property in Italy

It requires 8 procedures, takes 27 days, and costs 0.64 % of property value to register the property in Italy.



#### List of Procedures:

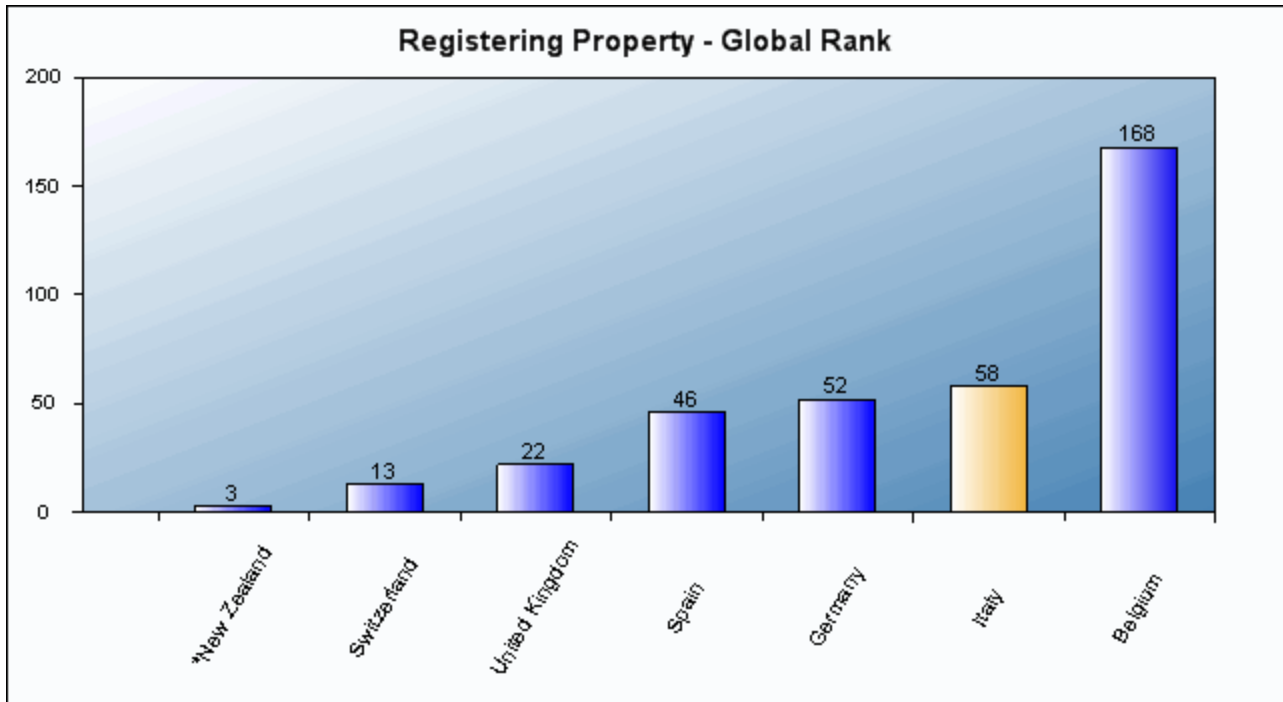
1. Obtain copies of building and occupancy permits from Municipality
2. Obtain necessary surveys from Land Registry
3. Obtain necessary surveys from Cadastral Registry
4. Notary verifies the powers of relevant signatories
5. Authentication of seller's documents
6. A notary public drafts and executes the deed of sale
7. Registration of the deed at the Registration Office
8. Registration of the deed at the Land Registry and the Cadastral Office

More detail is included in the appendix.

#### 4. Benchmarking Registering Property Regulations:

Italy is ranked 58 overall for Registering Property.

Ranking of Italy in Registering Property - Compared to good practice and selected economies:



\* The following economies are also good practice economies for Registering Property: Georgia, Saudi Arabia

The following table shows Registering Property data for Italy compared to good practice and comparator economies:

<b>Good Practice Economies</b>	<b>Procedures (number)</b>	<b>Duration (days)</b>	<b>Cost (% of property value)</b>
<b>New Zealand*</b>		2	
<b>Norway*</b>	1		
<b>Saudi Arabia</b>			0.0

<i>Selected Economy</i>			
<b>Italy</b>	8	27	0.6

<i>Comparator Economies</i>			
<b>Belgium</b>	7	132	12.7
<b>Germany</b>	4	40	5.2
<b>Spain</b>	4	18	7.2
<b>Switzerland</b>	4	16	0.4
<b>United Kingdom</b>	2	21	4.1

\* The following economies are also good practice economies for :

**Procedures (number): Sweden**

**Duration (days): Saudi Arabia, Sweden, Thailand**



## Getting Credit

Firms consistently rate access to credit as among the greatest barriers to their operation and growth. Doing Business constructs two sets of indicators of how well credit markets function: one on credit registries and the other on legal rights of borrowers and lenders. Credit registries, institutions that collect and distribute credit information on borrowers, can greatly expand access to credit. By sharing credit information, they help lenders assess risk and allocate credit more efficiently. And they free entrepreneurs from having to rely on personal connections alone when trying to obtain credit. Three indicators are constructed to measure the sharing of credit information:

- Depth of credit information index, which measures the extent to which the rules of a credit information system facilitate lending based on the scope of information distributed, the ease of access to information and the quality of information.
- Public registry coverage, which reports the number of individuals and firms covered by a public credit registry as a percentage of the adult population.
- Private bureau coverage, which reports the number of individuals and firms, covered by a private credit bureau as a percentage of the adult population.

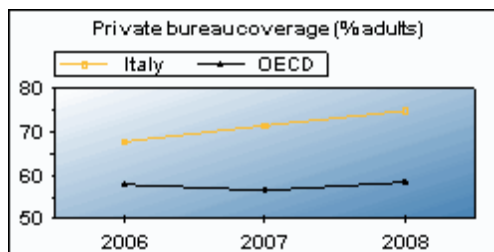
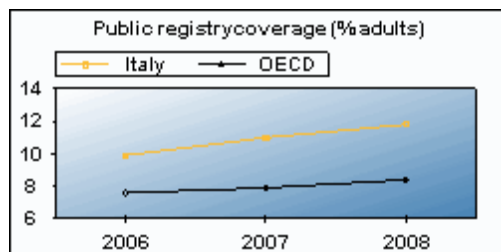
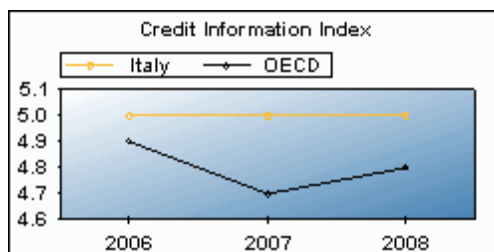
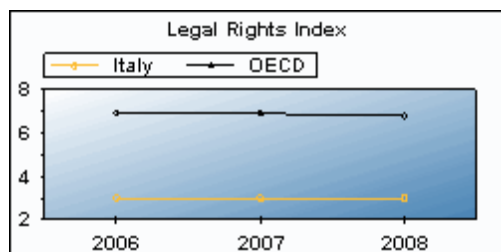
The strength of legal rights index measures the degree to which collateral and bankruptcy laws protect the rights of borrowers and lenders and thus facilitate lending. This year, three main changes were made; first, a standardized case scenario with specific assumptions was introduced to bring this indicator into line with other Doing Business indicators. Second, the indicator now focuses not on tangible movable collateral, such as equipment, but on revolving movable collateral, such as accounts receivable and inventory. Third, the indicator no longer considers whether management remains in place during a reorganization procedure, better accommodating economies that adopt reorganization procedures. The strength of legal rights index includes 8 aspects related to legal rights in collateral law and 2 aspects in bankruptcy law:

- Any business may use movable assets as collateral while keeping possession of the assets, and any financial institution may accept such assets as collateral.
- The law allows a business to grant a non possessory security right in a single category of revolving movable assets, without requiring a specific description of the secured assets.
- The law allows a business to grant a non possessory security right in substantially all of its assets, without requiring a specific description of the secured assets.
- A security right may extend to future or after-acquired assets and may extend automatically to the products, proceeds or replacements of the original assets.
- General description of debts and obligations is permitted in collateral agreements and in registration documents, so that all types of obligations and debts can be secured by stating a maximum rather than a specific amount between the parties.
- A collateral registry is in operation that is unified geographically and by asset type and that is indexed by the name of the grantor of a security right.
- Secured creditors are paid first when a debtor defaults outside an insolvency procedure or when a business is liquidated.
- Secured creditors are not subject to an automatic stay or moratorium on enforcement procedures when a debtor enters a court-supervised reorganization procedure.
- The law allows parties to agree in a collateral agreement that the lender may enforce its security right out of court.

## 1. Historical data: Getting Credit in Italy

Getting Credit data	Doing Business 2007	Doing Business 2008	Doing Business 2009
Rank		79	84
Legal Rights Index	3	3	3
Credit Information Index	5	5	5
Public registry coverage (% adults)	9.9	11.0	11.8
Private bureau coverage (% adults)	67.8	71.5	74.9

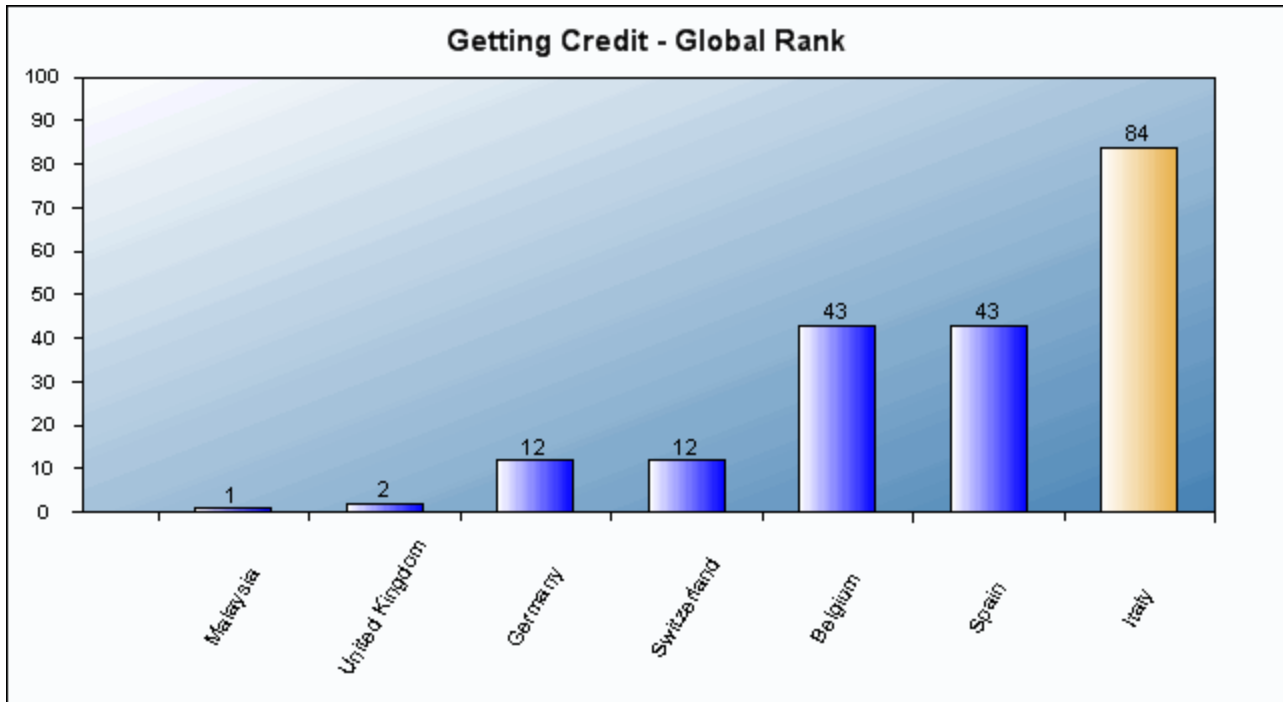
## 2. The following graphs illustrates the Getting Credit indicators in Italy over the past 3 years:



### 3. Benchmarking Getting Credit Regulations:

Italy is ranked 84 overall for Getting Credit.

Ranking of Italy in Getting Credit - Compared to good practice and selected economies:



The following table shows Getting Credit data for Italy compared to good practice and comparator economies:

<b>Good Practice Economies</b>	<b>Legal Rights Index</b>	<b>Credit Information Index</b>	<b>Public registry coverage (% adults)</b>	<b>Private bureau coverage (% adults)</b>
<b>Malaysia*</b>	10			
<b>New Zealand*</b>				100.0
<b>Portugal</b>			76.4	
<b>United Kingdom</b>		6		

<i>Selected Economy</i>				
<b>Italy</b>	3	5	11.8	74.9

<i>Comparator Economies</i>				
<b>Belgium</b>	7	4	57.7	0.0
<b>Germany</b>	7	6	0.7	98.4
<b>Spain</b>	6	5	45.8	8.1
<b>Switzerland</b>	8	5	0.0	22.5
<b>United Kingdom</b>	9	6	0.0	100.0

\* The following economies are also good practice economies for :

**Legal Rights Index: Hong Kong, China, Kenya, Singapore**

**Private bureau coverage (% adults): Argentina, Australia, Canada, Iceland, Ireland, Nicaragua, Norway, Sweden, United Kingdom, United States**

**24 countries have the highest credit information index.**

# Protecting Investors

Companies grow by raising capital, either through a bank loan or by attracting equity investors. Selling shares allows companies to expand without the need to provide collateral and repay bank loans. But investors worry about their money, and look for laws that protect them. A study finds that the presence of legal and regulatory protections for investors explains up to 73% of the decision to invest. In contrast, company characteristics explain only between 4% and 22%\*. Good protections for minority shareholders are associated with larger and more active stock markets. Thus both governments and businesses have an interest in reforms strengthening investor protections. To document some of the protections investors have, Doing Business measures how economies regulate a standard case of self-dealing, use of corporate assets for personal gain.

The case facts are straightforward. Mr. James, a director and the majority shareholder of a public company, proposes that the company purchase used trucks from another company he owns. The price is higher than the going price for used trucks. The transaction goes forward. All required approvals are obtained, and all required disclosures made, though the transaction is prejudicial to the purchasing company. Shareholders sue the interested parties and the members of the board of directors. Several questions arise. Who approves the transaction? What information must be disclosed? What company documents can investors access? What do minority shareholders have to prove to get the transaction stopped or to receive compensation from Mr. James? Three indices of investor protection are constructed based on the answers to these and other questions. All indices range from 0 to 10, with higher values indicating more protections or greater disclosure.

- The extent of disclosure index covers approval procedures, requirements for immediate disclosure to the public and shareholders of proposed transactions, requirements for disclosure in periodic filings and reports and the availability of external review of transactions before they take place.
- The extent of director liability index covers the ability of investors to hold Mr. James and the board of directors liable for damages, the ability to rescind the transaction, the availability of fines and jail time associated with self-dealing, the availability of direct or derivative suits and the ability to require Mr. James to pay back his personal profits from the transaction.
- The ease of shareholder suits index covers the availability of documents that can be used during trial, the ability of the investor to examine the defendant and other witnesses, shareholders' access to internal documents of the company, the appointment of an inspector to investigate the transaction and the standard of proof applicable to a civil suit against the directors.

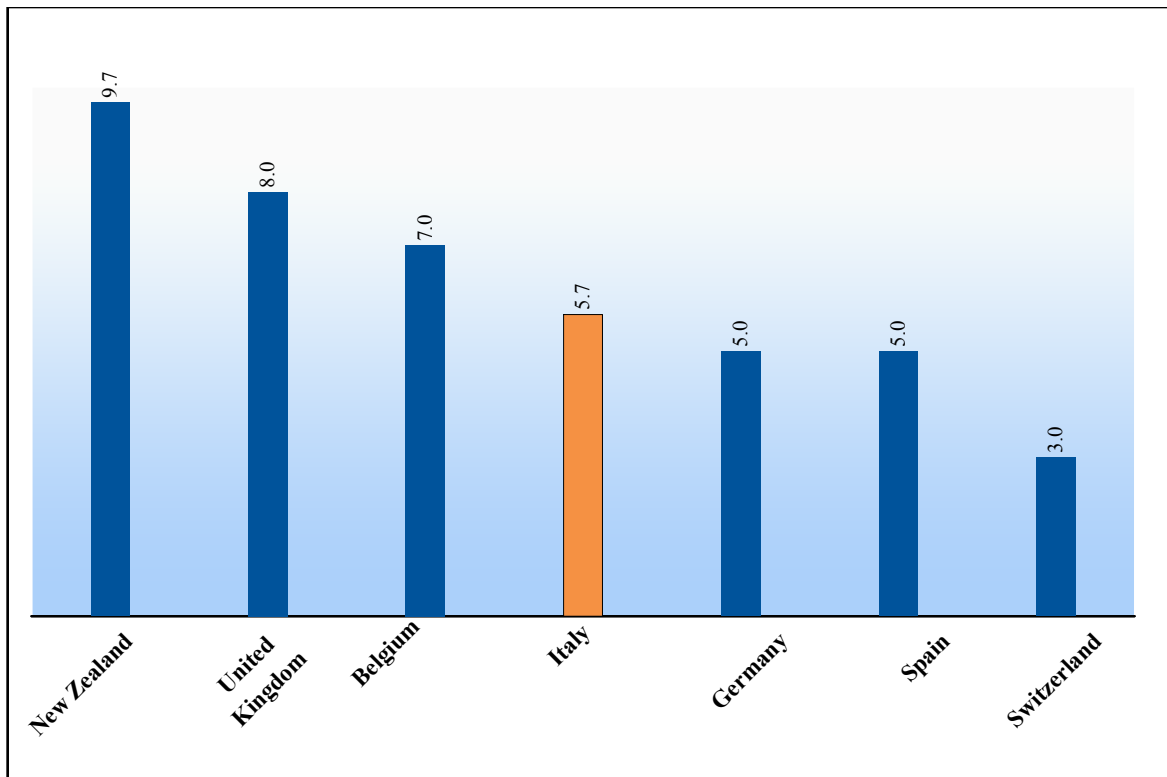
These three indices are averaged to create the strength of investor protection index. This index ranges from 0 to 10, with higher values indicating better investor protection.

\*Doidge, Karayi and Stulz (2007)

## 1. Historical data: Protecting Investors in Italy

Protecting Investors data	Doing Business 2007	Doing Business 2008	Doing Business 2009
Rank		49	53
Investor Protection Index	5.7	5.7	5.7

2. The following graph illustrates the Protecting Investors index in Italy compared to best practice and selected Economies:

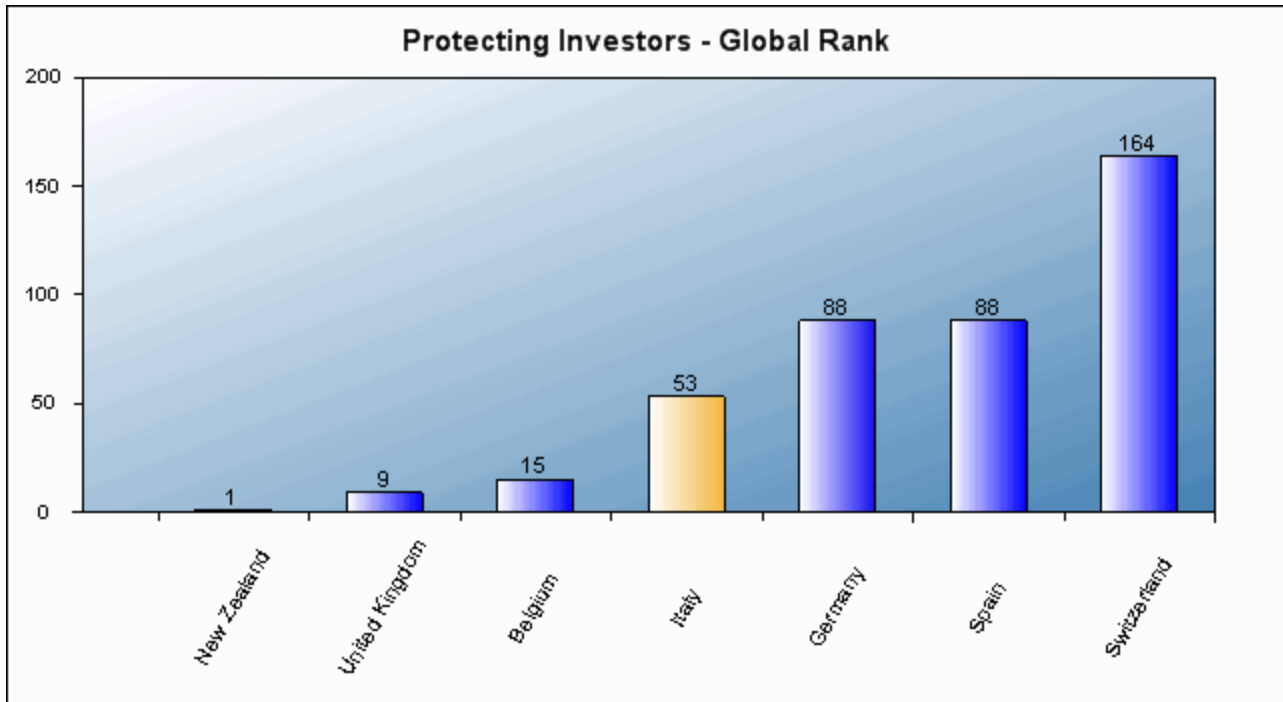


Note: The higher the score, the greater the investor protection.

### 3. Benchmarking Protecting Investors Regulations:

Italy is ranked 53 overall for Protecting Investors.

Ranking of Italy in Protecting Investors - Compared to good practice and selected economies:



The following table shows Protecting Investors data for Italy compared to good practice and comparator economies:

<b>Good Practice Economies</b>	<b>Investor Protection Index</b>
<b>New Zealand</b>	9.7

<i>Selected Economy</i>	
<b>Italy</b>	5.7

<i>Comparator Economies</i>	
<b>Belgium</b>	7.0
<b>Germany</b>	5.0
<b>Spain</b>	5.0
<b>Switzerland</b>	3.0
<b>United Kingdom</b>	8.0



## Paying Taxes

Taxes are essential. Without them there would be no money to provide public amenities, infrastructure and services which are crucial for a properly functioning economy. But particularly for small and medium size companies, they may opt out and choose to operate in the informal sector. One way to enhance tax compliance is to ease and simplify the process of paying taxes for such businesses.

The Doing Business tax survey records the effective tax that a small and medium company must pay and the administrative costs of doing so. Imagine a medium-size business, TaxpayerCo, that started operations last year. Doing Business asks tax practitioners in 181 economies to review TaxpayerCo's financial statements and a standard list of transactions that the company completed during the year. Respondents are asked how much in taxes and mandatory contributions the business must pay and what the process is for doing so.

The business starts from the same financial position in each economy. All the taxes and mandatory contributions paid during the second year of operation are recorded. Taxes and mandatory contributions are measured at all levels of government and include corporate income tax, turnover tax, all labor taxes and contributions paid by the company (including mandatory contributions paid to private pension or insurance funds), property tax, property transfer tax, dividend tax, capital gains tax, financial transactions tax, vehicle tax, sales tax and other small taxes (such as fuel tax, stamp duty and local taxes). A range of standard deductions and exemptions are also recorded.

Three indicators are constructed:

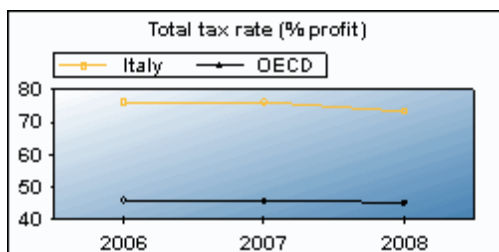
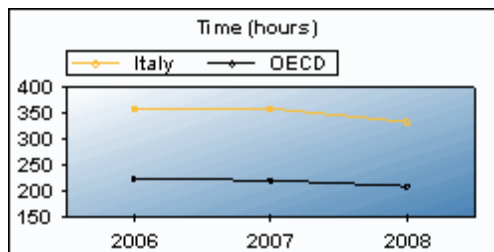
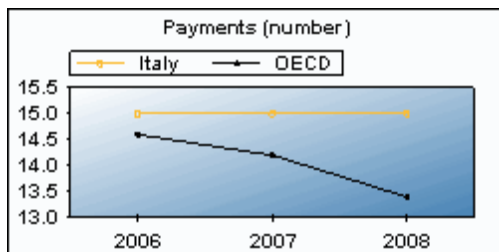
- Number of tax payments, which takes into account the method of payment, the frequency of payments and the number of agencies involved in our standardized case study.
- Time, which measures the number of hours per year necessary to prepare and file tax returns and to pay the corporate income tax, value added tax, sales tax or goods and service tax and labor taxes and mandatory contributions.
- Total tax rate, which measures the amount of taxes and mandatory contributions payable by the company during the second year of operation. This amount, expressed as a percentage of commercial profit, is the sum of all the different taxes payable after accounting for various deductions and exemptions.

Businesses care about what they get for their taxes and contributions, such as the quality of infrastructure and social services. Efficient tax systems tend to have less complex tax arrangements, comprising of straightforward compliance procedures and clear laws. Taxpayers in such economies often get more from their taxes. Simple, moderate taxes and fast, cheap administration mean less hassle for businesses, and also more revenue collected and better public services. More burdensome tax regimes create an incentive to evade taxes.

## 1. Historical data: Paying Taxes in Italy

Paying Taxes data	Doing Business 2007	Doing Business 2008	Doing Business 2009
Rank		128	128
Time (hours)	360	360	334
Total tax rate (% profit)	76.2	76.2	73.3
Payments (number)	15	15	15

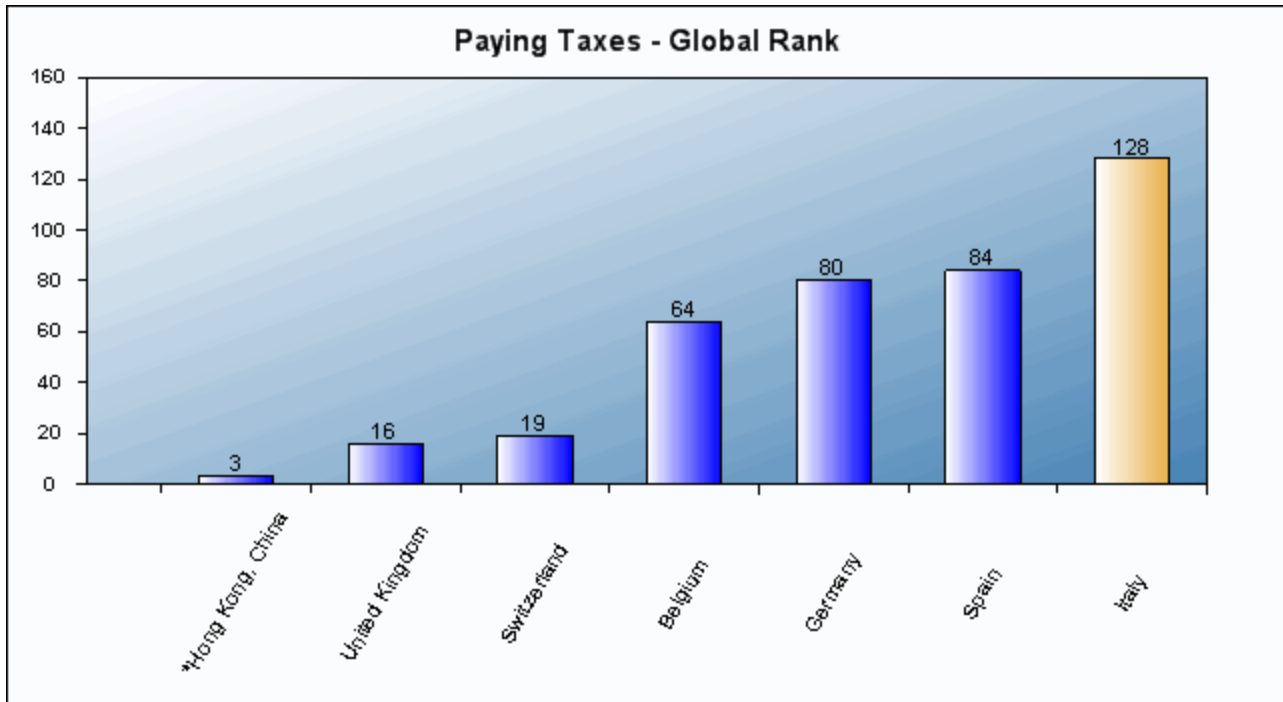
## 2. The following graphs illustrates the Paying Taxes indicators in Italy over the past 3 years:



### 3. Benchmarking Paying Taxes Regulations:

Italy is ranked 128 overall for Paying Taxes.

Ranking of Italy in Paying Taxes - Compared to good practice and selected economies:



\* The following economies are also good practice economies for Paying Taxes: Maldives, Qatar

The following table shows Paying Taxes data for Italy compared to good practice and comparator economies:

<b>Good Practice Economies</b>	<b>Payments (number)</b>	<b>Time (hours)</b>	<b>Total tax rate (% profit)</b>
<b>Luxembourg*</b>		59	
<b>Sweden*</b>	2		
<b>Vanuatu</b>			8.4

<i>Selected Economy</i>			
<b>Italy</b>	15	334	73.3

<i>Comparator Economies</i>			
<b>Belgium</b>	11	156	58.1
<b>Germany</b>	16	196	50.5
<b>Spain</b>	8	234	60.2
<b>Switzerland</b>	24	63	28.9
<b>United Kingdom</b>	8	105	35.3

\* The following economies are also good practice economies for :

**Payments (number): Maldives, Qatar**

**Time (hours): Bahamas, Bahrain, Maldives, Qatar, United Arab Emirates**



# Trading Across Borders

The benefits of trade are well documented; as are the obstacles to trade. Tariffs, quotas and distance from large markets greatly increase the cost of goods or prevent trading altogether. But with bigger ships and faster planes, the world is shrinking. Global and regional trade agreements have reduced trade barriers. Yet Africa's share of global trade is smaller today than it was 25 years ago. So is the Middle East's, excluding oil exports. Many entrepreneurs face numerous hurdles to exporting or importing goods, including delays at the border. They often give up. Others never try. In fact, the potential gains from trade facilitation may be greater than those arising from only tariff reductions.

Doing Business compiles procedural requirements for trading a standard shipment of goods by ocean transport. Every procedure and the associated documents, time and cost, for importing and exporting the goods is recorded, starting with the contractual agreement between the two parties and ending with delivery of the goods. For importing the goods, the procedures measured range from the vessel's arrival at the port of entry to the shipment's delivery at the importer's warehouse. For exporting the goods, the procedures measured range from the packing of the goods at the factory to their departure from the port of exit. Payment is by letter of credit and the time and cost for issuing or securing a letter of credit is taken into account.

To make the data comparable across countries, several assumptions about the business and the traded goods are used. The business is of medium size, employs 60 people, and is located in the periurban area of the economy's most populous city. It is a private, limited liability company, domestically owned, formally registered and operating under commercial laws and regulations of the economy. The traded goods are ordinary, legally manufactured products transported in a dry-cargo, 20-foot FCL (full container load) container.

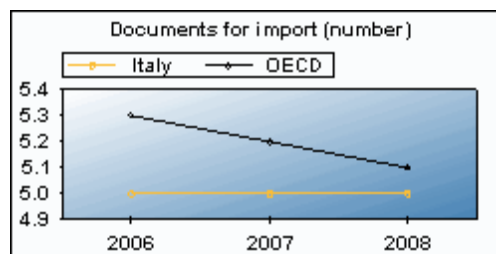
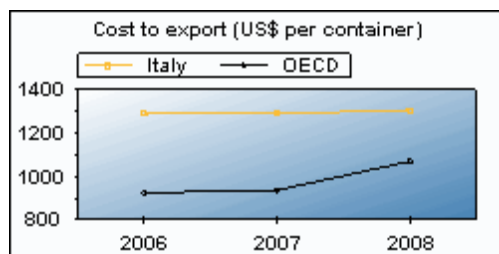
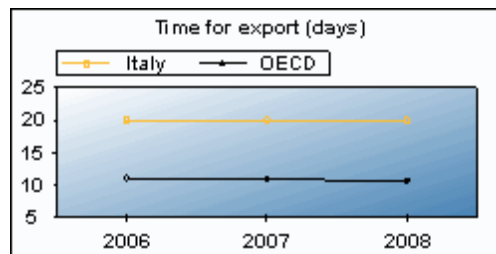
Documents recorded include port filing documents, customs declaration and clearance documents, as well as official documents exchanged between the parties to the transaction. Time is recorded in calendar days, from the beginning to the end of each procedure. Cost includes the fees levied on a 20-foot container in U.S. dollars. All the fees associated with completing the procedures to export or import the goods are included, such as costs for documents, administrative fees for customs clearance and technical control, terminal handling charges and inland transport. The cost measure does not include tariffs or duties.

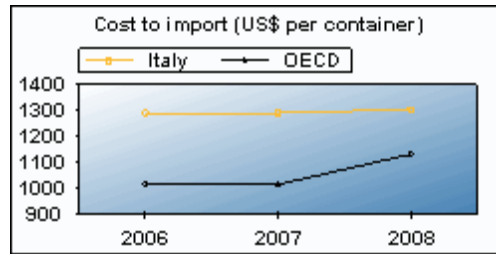
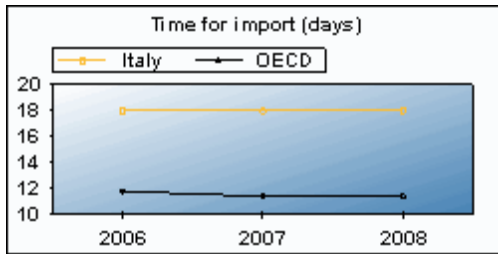
Economies that have efficient customs, good transport networks and fewer document requirements, making compliance with export and import procedures faster and cheaper, are more competitive globally. That can lead to more exports; and exports are associated with faster growth and more jobs. Conversely, a need to file many documents is associated with more corruption in customs. Faced with long delays and frequent demands for bribes, many traders may avoid customs altogether. Instead, they smuggle goods across the border. This defeats the very purpose in having border control of trade to levy taxes and ensure high quality of goods.

## 1. Historical data: Trading Across Borders in Italy

Trading Across Borders data	Doing Business 2007	Doing Business 2008	Doing Business 2009
Rank		62	60
Documents for export (number)	5	5	5
Time for export (days)	20	20	20
Cost to export (US\$ per container)	1291	1291	1305
Documents for import (number)	5	5	5
Time for import (days)	18	18	18
Cost to import (US\$ per container)	1291	1291	1305

2. The following graphs illustrates the Trading Across Borders indicators in Italy over the past 3 years:

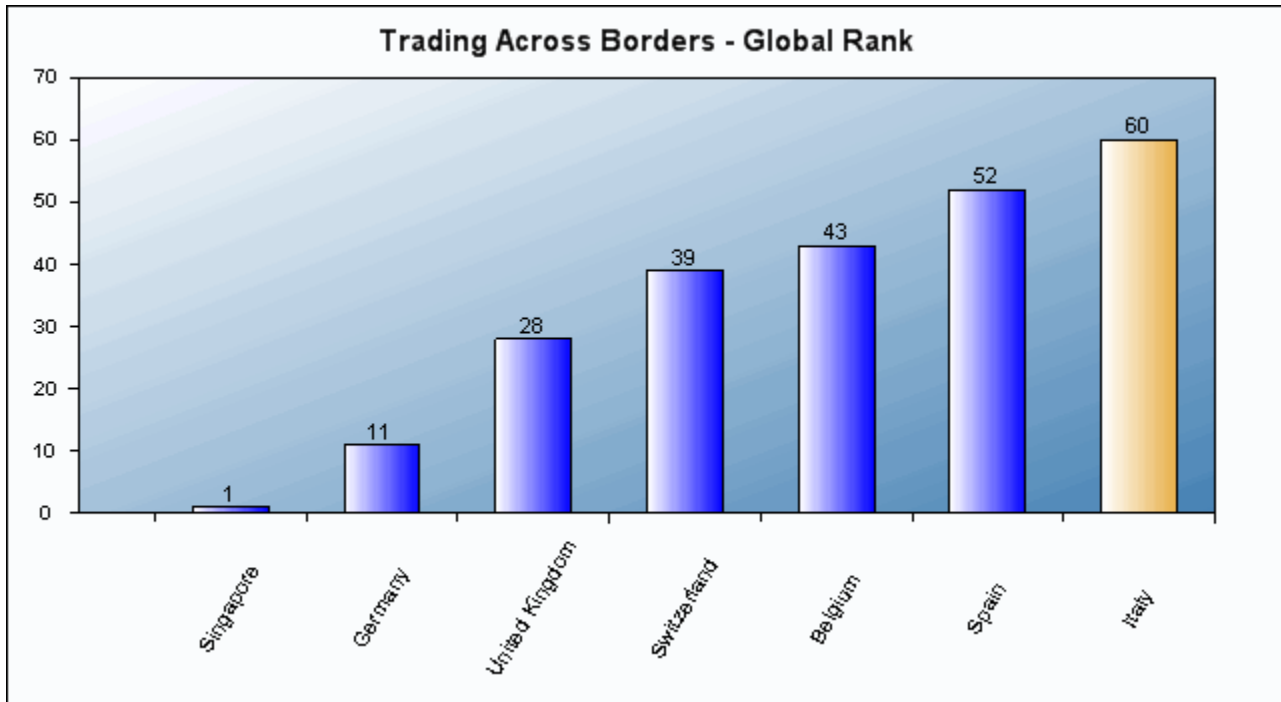




### 3. Benchmarking Trading Across Borders Regulations:

Italy is ranked 60 overall for Trading Across Borders.

Ranking of Italy in Trading Across Borders - Compared to good practice and selected economies:



The following table shows Trading Across Borders data for Italy compared to good practice and comparator economies:

<b>Good Practice Economies</b>	<b>Documents for export (number)</b>	<b>Time for export (days)</b>	<b>Cost to export (US\$ per container)</b>	<b>Documents for import (number)</b>	<b>Time for import (days)</b>	<b>Cost to import (US\$ per container)</b>
<b>Denmark*</b>		5				
<b>France</b>	2			2		
<b>Malaysia</b>			450			
<b>Singapore</b>					3	439

<i>Selected Economy</i>						
<b>Italy</b>	5	20	1305	5	18	1305

<i>Comparator Economies</i>						
<b>Belgium</b>	4	8	1619	5	9	1600
<b>Germany</b>	4	7	822	5	7	887
<b>Spain</b>	6	9	1121	8	10	1121
<b>Switzerland</b>	4	8	1537	5	9	1505
<b>United Kingdom</b>	4	13	1030	4	13	1350

\* The following economies are also good practice economies for :

**Time for export (days): Estonia, Singapore**



## Enforcing Contracts

Where contract enforcement is efficient, businesses are more likely to engage with new borrowers or customers. Doing Business tracks the efficiency of the judicial system in resolving a commercial dispute, following the step-by-step evolution of a commercial sale dispute before local courts. The data is collected through study of the codes of civil procedure and other court regulations as well as through surveys completed by local litigation lawyers (and, in a quarter of the countries, by judges as well).

The dispute concerns a contract for the sale of goods between two businesses (the Seller and the Buyer) both located in the economy's largest business city.

The Seller sells and delivers goods, worth 200% of the economy's income per capita, to the Buyer. The Buyer refuses to pay on the grounds that they were not of adequate quality.

The Seller sues the Buyer to recover the amount under the sales agreement (200% of the economy's income per capita). The claim is filed before a court in the economy's largest business city with jurisdiction over commercial cases worth 200% of the income per capita and is disputed on the merits. Judgment is 100% in favor of the Seller and is not appealed. Seller enforces the judgment and the money is successfully collected through a public sale of Buyer's assets.

Rankings on enforcing contracts are based on 3 sub-indicators:

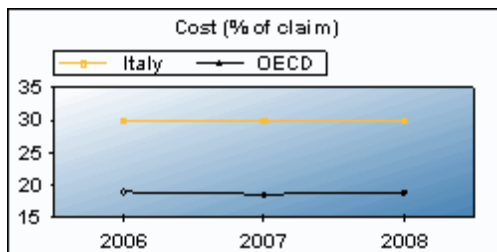
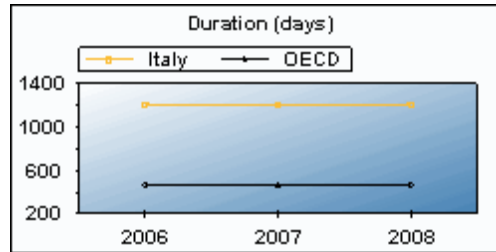
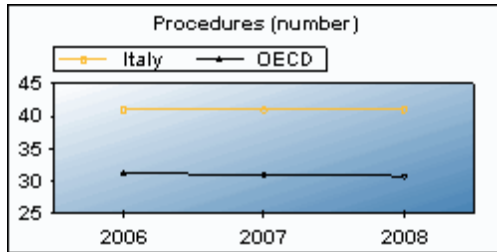
- Number of procedures, which are defined as any interaction between the parties or between them and the judge or court officer. This includes steps to file the case, steps for trial and judgment and steps necessary to enforce the judgment.
- Time, which counts the number of calendar days from the moment the Seller files the lawsuit in court until payment is received. This includes both the days on which actions take place and the waiting periods in between.
- Cost, which is recorded as a percentage of the claim (assumed to be equivalent to 200% of income per capita). Three types of costs are recorded: court costs (including expert fees), enforcement costs (including costs for a public sale of Buyer's assets) and attorney fees.

Justice delayed is often justice denied. And in many economies only the rich can afford to go to court. For the rest, justice is out of reach. In the absence of efficient courts, firms undertake fewer investments or business transactions. And they prefer to involve only a small group of people who know each other from previous dealings.

## 1. Historical data: Enforcing Contracts in Italy

Enforcing Contracts data	Doing Business 2007	Doing Business 2008	Doing Business 2009
Rank		156	156
Procedures (number)	41	41	41
Duration (days)	1210	1210	1210
Cost (% of claim)	29.9	29.9	29.9

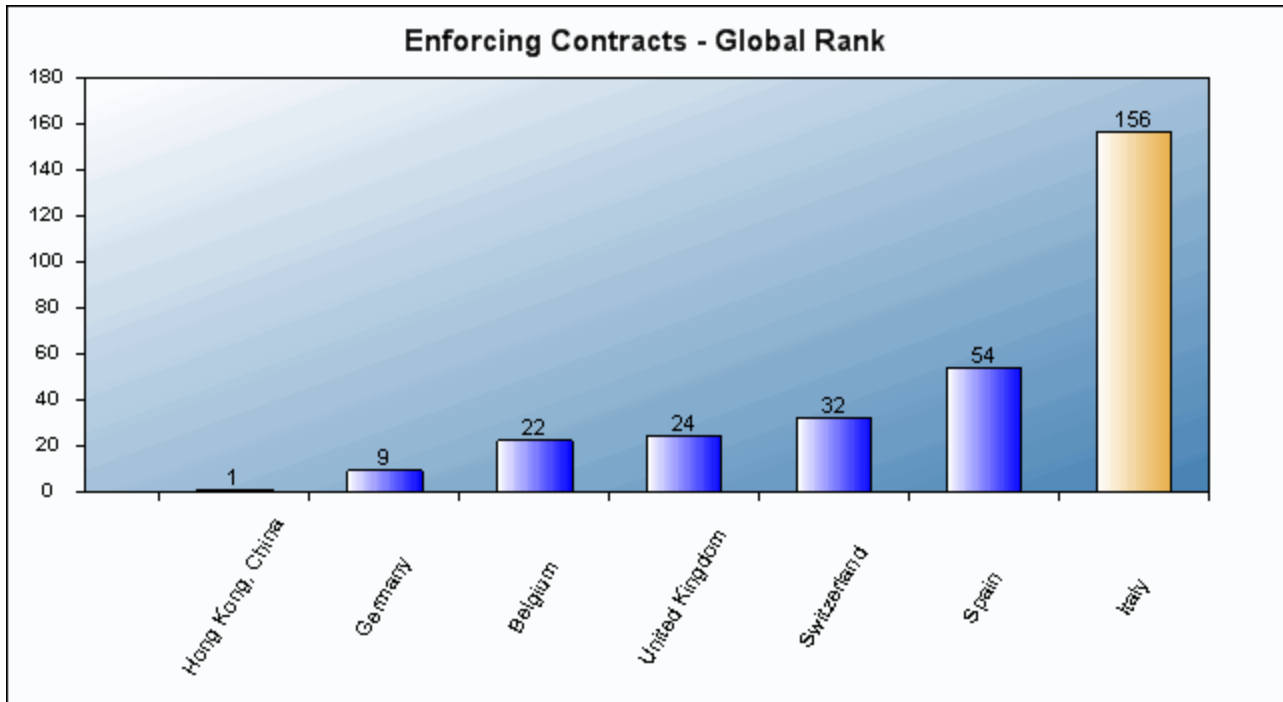
## 2. The following graphs illustrates the Enforcing Contracts indicators in Italy over the past 3 years:



### 3. Benchmarking Enforcing Contracts Regulations:

Italy is ranked 156 overall for Enforcing Contracts.

Ranking of Italy in Enforcing Contracts - Compared to good practice and selected economies:



The following table shows Enforcing Contracts data for Italy compared to good practice and comparator economies:

<b>Good Practice Economies</b>	<b>Procedures (number)</b>	<b>Duration (days)</b>	<b>Cost (% of claim)</b>
<b>Iceland*</b>			6.2
<b>Ireland</b>	20		
<b>Singapore</b>		150	

<i>Selected Economy</i>			
<b>Italy</b>	41	1210	29.9

<i>Comparator Economies</i>			
<b>Belgium</b>	25	505	16.6
<b>Germany</b>	30	394	14.4
<b>Spain</b>	39	515	17.2
<b>Switzerland</b>	32	417	24.0
<b>United Kingdom</b>	30	404	23.4

\* The following economies are also good practice economies for :

**Cost (% of claim): Bhutan**



## Closing Business

The economic crises of the 1990s in emerging markets—from East Asia to Latin America, from Russia to Mexico—raised concerns about the design of bankruptcy systems and the ability of such systems to help reorganize viable companies and close down unviable ones. In countries where bankruptcy is inefficient, unviable businesses linger for years, keeping assets and human capital from being reallocated to more productive uses.

The Doing Business indicators identify weaknesses in the bankruptcy law as well as the main procedural and administrative bottlenecks in the bankruptcy process. In many developing countries bankruptcy is so inefficient that the parties hardly ever use it. In countries such as these, reform would best focus on improving contract enforcement outside bankruptcy.

The data on closing a business are developed using a standard set of case assumptions to track a company going through the step-by-step procedures of the bankruptcy process. It is assumed that the company is a domestically owned, limited liability corporation operating a hotel in the country's most populous city. The company has 201 employees, 1 main secured creditor and 50 unsecured creditors. Assumptions are also made about the debt structure and future cash flows. The case is designed so that the company has a higher value as a going concern—that is, the efficient outcome is either reorganization or sale as a going concern, not piecemeal liquidation. The data are derived from questionnaires answered by attorneys at private law firms.

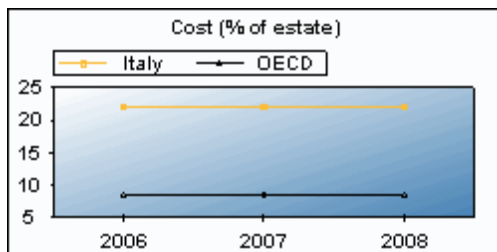
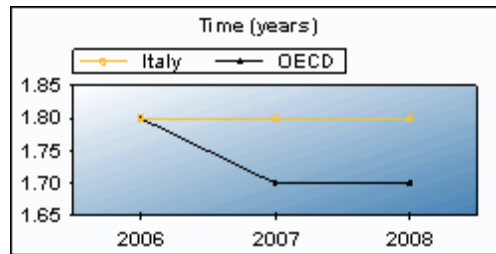
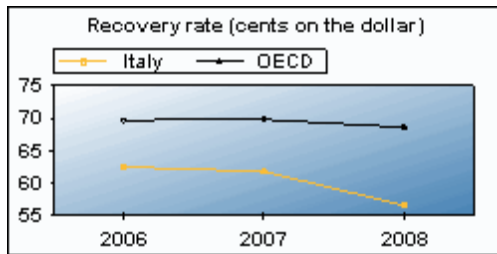
Three measures are constructed from the survey responses: the time to go through the insolvency process, the cost to go through the process and the recovery rate—how much of the insolvency estate is recovered by stakeholders, taking into account the time, cost, depreciation of assets and the outcome of the insolvency proceeding.

Bottlenecks in bankruptcy cut into the amount claimants can recover. In countries where bankruptcy laws are inefficient, this is a strong deterrent to investment. Access to credit shrinks, and nonperforming loans and financial risk grow because creditors cannot recover overdue loans. Conversely, efficient bankruptcy laws can encourage entrepreneurs. The freedom to fail, and to do so through an efficient process, puts people and capital to their most effective use. The result is more productive businesses and more jobs.

## 1. Historical data: Closing Business in Italy

Closing a Business data	Doing Business 2007	Doing Business 2008	Doing Business 2009
Rank		26	27
Time (years)	1.8	1.8	1.8
Cost (% of estate)	22	22	22
Recovery rate (cents on the dollar)	62.5	61.8	56.6

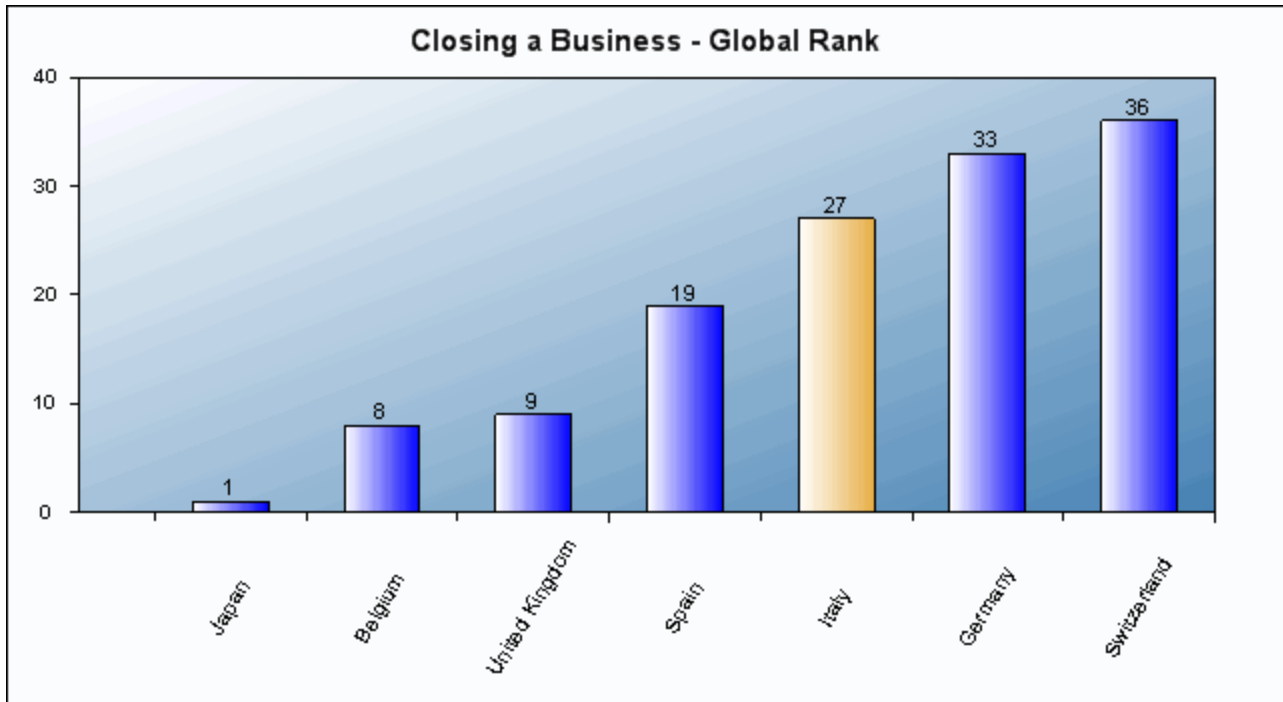
## 2. The following graphs illustrates the Closing Business indicators in Italy over the past 3 years:



### 3. Benchmarking Closing Business Regulations:

Italy is ranked 27 overall for Closing a Business.

Ranking of Italy in Closing Business - Compared to good practice and selected economies:



The following table shows Closing Business data for Italy compared to good practice and comparator economies:

<b>Good Practice Economies</b>	<b>Recovery rate (cents on the dollar)</b>	<b>Time (years)</b>	<b>Cost (% of estate)</b>
<b>Ireland</b>		0.4	
<b>Japan</b>	92.5		
<b>Singapore*</b>			1

<i>Selected Economy</i>			
<b>Italy</b>	56.6	1.8	22

<i>Comparator Economies</i>			
<b>Belgium</b>	86.3	0.9	4
<b>Germany</b>	52.2	1.2	8
<b>Spain</b>	73.2	1.0	15
<b>Switzerland</b>	46.8	3.0	4
<b>United Kingdom</b>	84.2	1.0	6

\* The following economies are also good practice economies for :

**Cost (% of estate): Colombia, Kuwait, Norway**

# DB2009 Reforms

## Number of reforms in Doing Business 2009

Rank	Economy	Reform Topics									Total number of reforms
		Starting a Business	Dealing with Construction Permits	Employing Workers	Registering Property	Getting Credit	Protecting Investors	Paying Taxes	Trading Across Borders	Enforcing Contracts	
1	Azerbaijan	✓		✓	✓	✓	✓	✓		✓	7
2	Albania	✓				✓	✓	✓			4
3	Kyrgyz Republic	✓	✓				✓				3
4	Belarus	✓	✓		✓	✓		✓	✓		6
5	Senegal	✓			✓				✓		3
6	Burkina Faso		✓	✓	✓			✓			4
7	Botswana	✓					✓	✗	✓		3
8	Colombia	✓	✓					✓	✓	✓	5
9	Dominican Republic	✓			✓			✓	✓		4
10	Egypt	✓	✓		✓	✓	✓		✓		6
	Italy	✓		✗				✓			2
	Spain										
	Switzerland	✗									0
	United Kingdom			✗							0
	Belgium								✓		1
	Germany							✓		✓	2

Note: Economies are ranked on the number and impact of reforms, Doing Business selects the economies that reformed in 3 or more of the Doing Business topics. Second, it ranks these economies on the increase in rank in Ease of Doing Business from the previous year. The larger the improvement, the higher the ranking as a reformer.

**Albania**

Albania, a top reformer globally and regionally, established a public credit registry allowing financial institutions to share credit information and covering 8.3 percent of the adult population. This reform allows banks to better evaluate the creditworthiness of potential borrowers, facilitating access to credit for firms and individuals. Albania also strengthened investor protections. A new company law requires that disinterested shareholders approve transactions between interested parties and obligates those parties to disclose all information on the transaction to the public. The law also reinforces directors' duties and requires directors, when found liable, to pay damages and return profits to the company. Starting a business became easier with online publication, reduction of the registration cost, and the consolidation of tax, health insurance, and labor registration into a single application. The corporate income tax rate was reduced from 20 percent to 10 percent effective January 1, 2008.

**Azerbaijan**

Azerbaijan, the top reformer globally and regionally, eliminated the minimum threshold for reporting loans to the public credit registry in September 2007. The public registry now records information on all loans made by the financial system, more than doubling the coverage of borrowers with a credit history. Substantial amendments to the labor code in May 2007 made hiring workers easier by allowing employers to use fixed-term contracts for permanent tasks, easing restrictions on night work, and reducing requirements for redundancy dismissals. Azerbaijan created a second commercial court in Baku, increasing the number of judges dealing with commercial cases from five to nine. The average time to enforce a contract through the courts fell from 267 days to 237. A new law strengthens investor protections by requiring that transactions between interested parties be approved by shareholders. Interested parties are allowed to vote on the matter. Other provisions protect investors because directors who are held liable must pay damages and disgorge profits. Azerbaijan introduced a new unified property registry, reducing the number of procedures required to register property from seven to four. In addition, the State Register Service introduced the option of expediting two of the four procedures, making it possible to register property in 11 days. Similarly, the country created a one-stop shop for company registration, cutting the number of procedures from 13 to six and reducing the time required by half. Azerbaijan reduced the tax burden by introducing an online filing and payment system with advanced accounting software for calculating taxes due. This saves more than 500 hours a year on average in dealing with paperwork.

**Belarus**

In Belarus, a top reformer globally and regionally, the public credit registry expanded credit information by eliminating the minimum threshold for loans recorded in its database. It also guaranteed the right of borrowers to review their data, improving accuracy. Starting a business became easier: a unified registry database was created, a time limit was introduced for registration, and the minimum capital requirement was cut by half. Belarus created a one-stop shop for property registration and introduced a broad administrative simplification program that set strict time limits at the registry and computerized its records. As a result, the time required to register property in Minsk fell from 231 days to 21. The time required for dealing with construction permits fell by 140 days, thanks to new statutory time limits for preapproval clearances and building permits. Belarus eased the tax burden by abolishing the "Chernobyl tax" (3 percent) and unemployment tax (1 percent) and amending the simplified tax system for small businesses. A new customs code and new banking regulations reduced the time to export

**Belgium**

Belgium simplified contract enforcement by establishing fixed procedural calendars for written pleadings and introducing tighter deadlines for the delivery of expert opinions.

**Botswana**

Botswana improved its business environment by speeding the start-up process through computerization. A similar effort, which included training customs officers in using an electronic data interchange system, sped the processing of trade documents and reduced the time to export by two days and the time to import by a day. A new Company Act has come into force, requiring that shareholders approve related-party transactions and that directors repay damages and surrender profits if held liable. Finally, since January 2008, companies have been required to pay 0.2 percent of turnover for the training of workers.

<b>Burkina Faso</b>	Burkina Faso eliminated random inspections during construction. It also introduced a new one-stop shop for construction permits, which reduced approval fees and combined five separate payments into a single one. A new labor code, approved in May 2008, makes hiring workers easier by allowing employers to use fixed-term contracts for permanent tasks, removing the 48-month limit on the duration of such contracts, and easing restrictions on determining the weekly rest day. Requirements for redundancy dismissals were also eased: third-party notification and consent are no longer required for dismissal of a single worker, and priority rules for dismissals were abolished. Burkina Faso made it easier to transfer property by eliminating the requirement for authorization from the municipality, merging two taxes at the Land Registry (Conservation Foncière), and reducing the transfer tax. The changes reduced the time required by 46 days and the cost by 2 percent of the property value. Finally, Burkina Faso reduced the corporate income tax rate from 35 percent to 30 percent (effective January 1, 2008), and the tax on dividends from 15 percent to 12.5 percent.
<b>Colombia</b>	Colombia, a top global and regional reformer, improved in five of the 10 Doing Business indicators. It reduced the time and cost to start a business by simplifying registration formalities, including speeding up processes at the registry and eliminating the need to obtain a certificate of compliance with zoning regulations. A silence-is-consent principle for building permits is now applied, reducing the total time for dealing with construction permits by 32 days. A new unified application form was introduced. Colombia made electronic social security contributions mandatory for companies with more than 30 employees and created unified electronic forms for filing taxes. Trading across borders was expedited: better banking services and the implementation of e-payments, electronic data interchange, and coordinated inspections in customs reduced the time to export by 10 days and the time to import by five. Authorities also introduced two new insolvency proceedings: a reorganization procedure to restructure insolvent companies and a mandatory liquidation procedure. Its new insolvency law tightens time limits for negotiating reorganization agreements. Before, the term allowed was six months, with a possible extension of eight months. The new law limits the term to four months, and the extension to two.
<b>Dominican Republic</b>	The Dominican Republic, a top global and regional reformer, sped up formalities in several areas by making them electronic. An online system for filing and paying taxes, piloted in 2006, is now fully operational. And entrepreneurs can complete several start-up formalities online, including name verification, and commercial and tax registration. The Dominican Republic also reduced the corporate income tax rate from 29% to 25%, and abolished several taxes, including the stamp duty. The cost of property registration fell, thanks to a reduction in the transfer tax from 4.3% to 3%. Transferring property now costs 3.8% of the property value, down from 5.1%. In addition, authorities reduced the time to export by three days by improving the online portal for customs documentation and payment.
<b>Egypt</b>	Egypt was once again among the top 10 global reformers—the third time in 4 years—and top regional reformer this year. Egypt made starting a business easier by reducing the paid-in minimum capital requirement by more than 80%, abolishing bar association fees, and automating tax registration. A new building code introduced in 2008 is aimed at reducing the procedures and time required to deal with construction permits by establishing a single window for processing construction-related approvals. Simplified administrative procedures for registering property and new time limits have reduced the time to transfer property in Cairo from 193 days to 72. The port of Alexandria continued to upgrade its facilities and sped customs clearance, reducing the time to export by 1 day and the time to import by 3. New listing rules for the Cairo Stock Exchange strengthened protections for minority shareholders: now an independent body must assess transactions between interested parties before they are approved. And thanks to new regulations issued by the Central Bank of Egypt, borrowers have the right to inspect their data in the private credit bureau.
<b>Germany</b>	Germany made it easier for companies in distress to restructure by allowing the court to suspend enforcement against assets essential to the continuation of the business with the aim of keeping the company working as a going concern. It also reduced the corporate income tax from 25% to 15%, introduced straight-line depreciation for fixed assets and reduced trade tax while no longer allowing a deduction of the tax for corporate income tax.
<b>Italy</b>	Italy simplified business registration and reduced the corporate income tax rate from 33% to 27.5% in addition to reducing the social security tax rates. A business can now be started through a single electronic filing. Italy made dismissing workers more difficult, increasing the mandatory notice period from 2 weeks to 2.5 months.

<b>Kyrgyz Republic</b>	The Kyrgyz Republic, a top reformer globally and regionally, strengthened investor protections through legal amendments allowing minority investors to take legal actions as shareholders. The amendments also require an independent assessment of a related-party transaction before it is approved. Moreover, directors can be held liable for negligence if they harm minority shareholders and will be forced to pay damages and disgorge profits. A new one-stop shop made it easier to start a business by streamlining and simplifying business registration processes and eliminating certain requirements such as proof of residence. Obtaining a company seal became optional. Dealing with construction permits also became easier, thanks to a one-stop shop making it possible to obtain a designing permit, construction license, and occupancy permit at a single place. This reform eliminated nine steps, reduced the time required by almost 6 months, and lowered the cost from 759 percent of income per capita to 406 percent.
<b>Senegal</b>	Senegal's one-stop shop for business start-up became fully operational, merging more than half the procedures and speeding the process as a result. Similarly, the introduction of time limits at the Land Registry and the Directorate of Taxes and Property sped property registration. The top reformer globally in easing trade, Senegal introduced a single window for customs clearance, cutting document requirements in half. It also set up an electronic data interchange system, implemented risk-based inspections, extended the operating hours of customs, and improved port and road infrastructure.
<b>Spain</b>	In Spain no major reforms were recorded.
<b>Switzerland</b>	Switzerland doubled the minimum capital requirement for starting a business from 10,000 to 20,000 SFR making it harder for new companies to start up.
<b>United Kingdom</b>	The United Kingdom made work scheduling more rigid by increasing mandatory paid annual leave from 20 to 24 working days.

## APPENDICES

---

### Starting a Business in Italy

---

This table summarizes the procedures and costs associated with setting up a business in Italy.

#### STANDARDIZED COMPANY

Legal Form: Società a responsabilità limitata (Srl)

Minimum Capital Requirement:

City: Rome

#### Registration Requirements:

No:	Procedure	Time to complete	Cost to complete
1	Deposit at least 25% of the amounts contributed in cash with a bank	1 day	nominal (bank commission)
2	Execute a public deed of incorporation and company bylaws before a public notary; pay registration tax	1 day	
3	Buy corporate books and accounting books	1 day	authentication fees for corporate books + €14.62. stamp fee for each 100 pages, €30.00 registration fee (for each 500 pages)
4	Pay government grant tax to the post office current account	1 day	
5	Register with the Register of Enterprises (Registro delle Imprese) at the local chamber of commerce.	5 days for application filed on floppy-disk, 10 days for application filed on paper. In practice, registration may be complete within 1 day.	€ 168 (registration tax) + € 156.81 (registration with Chamber of Commerce) + € 200.00 (membership fees)
6	Notify the competent Labor Office (DPLMO) the employment of workers	1 day	no charge

## Procedure 1 Deposit at least 25% of the amounts contributed in cash with a bank

**Time to complete:** 1 day

**Cost to complete:** nominal (bank commission)

**Comment:** At incorporation, 25% of the company's capital contributed in cash must be paid in and deposited in a bank account. The payment of the capital may be replaced by an insurance policy or by a bank guarantee for at least the same amount, though it is possible for the quota holders to pay in the due amount at any time. If the company capital is not wholly paid in at incorporation, the company has a credit against the founding shareholders for payment of the outstanding portion of the capital. The directors have power to claim the payment at any time.

## Procedure 2 Execute a public deed of incorporation and company bylaws before a public notary; pay registration tax

**Time to complete:** 1 day

**Cost to complete:**

**Comment:** A public deed of incorporation (atom costitutivo), including the company's bylaws (statuto) must be drafted and executed before a public notary by the quota holders or their authorized representatives. The public notary drafts company bylaws on standard forms, which the notary provides. The cost of the forms and stamp duties are included in the notary fees.

Registration tax, due within 20 days of incorporation, is paid to the notary public, who will also provide the registered public deed of incorporation.

Registration fee schedule:

- Electronic registration: EUR 90.

- Tax: EUR 168.

## Procedure 3 Buy corporate books and accounting books

**Time to complete:** 1 day

**Cost to complete:** authentication fees for corporate books + €14.62. stamp fee for each 100 pages, €30.00 registration fee (for each 500 pages)

**Comment:** According to Article 2490 of the Italian Civil Code, a company denominated as a limited liability company (società a responsabilità limitata, or SRL) must keep the following corporate books: shareholders' register, minute book of shareholders' meetings, and minute book of board of directors' meetings. For each accounting and corporate book, the company pays a EUR 14.62 for stamp fee (for each 100 pages) and a EUR 30.00 register fee (for each 500 pages).

According to Article 2421 of the Italian Civil Code, a company denominated as a stock corporation (società per azioni, or SPA) must keep two accounting books: the journal book and the inventory book. The company must not authenticate accounting books (according to Law No. 383/2001). All books are available in standard format at stationary stores or through a notary public. However, entrepreneurs can also use a loose-leaf book at no additional cost.

The books may be duly stamped by either the notary public or the Register of Enterprises. Stamp duties may be paid directly to the notary or to the Office of the Registry of Enterprises.

**Procedure 4 Pay government grant tax to the post office current account**

**Time to complete:** 1 day

**Cost to complete:**

**Comment:** The tax is due to the Office of Revenue every year. The amount is EUR 516.46 if the company's social capital exceeds EUR 516,456.90.

**Procedure 5 Register with the Register of Enterprises (Registro delle Imprese) at the local chamber of commerce.**

**Time to complete:** 5 days for application filed on floppy-disk, 10 days for application filed on paper. In practice, registration may be complete within 1 day.

**Cost to complete:** € 168 (registration tax) + € 156.81 (registration with Chamber of Commerce) + € 200.00 (membership fees)

**Comment:** the applicant can electronically file a single notice (Comunicazione Unica) with the Register of Enterprises. This includes issuance of the tax identification number, VAT number, and registration with Social Security Administration (INPS) and Accident Insurance Office (INAIL). Must attach the forms requested by (i) the Register of Enterprises for the registration (ii) the Italian Tax Authorities for immediate starting of business, and (iii) by INPS and INAIL for the registration with these Administrations.

After the single notice is filed, the firm receives all the documents within 7 days. All notices, communications and receipts of filing are sent to the Company's certified email address. In detail,

- the Company receives immediately a reference number for the registration procedure as well as the receipt of the filing of the Single Notice with the Register of Enterprises
- immediately the tax identification number and the VAT number;
- within 5 business days, the Registration with the Register of Enterprises
- within 7 days INAIL documentation;
- within 7 days INPS documentation.

The fees for this procedure are: € 168 (registration tax) + € 156.81 (registration with Chamber of Commerce) + € 200 (membership fees – since January 2008 it is fixed at € 200, interministerial decree 1 Feb. 2008, published in the Gazzetta Ufficiale n. 54, 4.3.2008). Total €524.81

**Procedure 6 Notify the competent Labor Office (DPLMO) the employment of workers**

**Time to complete:** 1 day

**Cost to complete:** no charge

**Comment:** The employer shall notify the Provincial Labor Office (Direzione Provinciale del Lavoro e della Massima Occupazione, DPLMO) about the hiring of personnel within 5 days from the start of the labor relationship.

## Dealing with Construction Permits in Italy

The table below summarizes the procedures, time, and costs to build a warehouse in Italy.

### BUILDING A WAREHOUSE

Date as of: January 2, 2008

Estimated Warehouse Value:

City: Rome

#### Registration Requirements:

No:	Procedure	Time to complete	Cost to complete
1	Obtain technical clearance from the Regional Technical Office (Genio Civile)	30 days	no charge
2	Obtain a building permit	135 days	no charge
3	Pay the building permit fees at the post office	1 day	EUR 27,814
4	Hire an independent engineer to test the structure and utilities	1 day	EUR 6,000
5	Receive an on-site inspection by the Fire Department	1 day	no charge
6	Obtain an occupancy certificate	30 days	EUR 20
7	Register the building	60 days	EUR 200
8	Apply for water and sewerage connection	1 day	no charge
9	Receive an on-site inspection and an estimate of water and sewerage installation costs	1 day	no charge
10	Obtain water and sewerage installation	29 days	EUR 600
11 *	Apply for electricity connection	1 day	no charge
12 *	Receive an on-site inspection and obtain an estimate of electricity connection costs by local electricity provider	1 day	no charge
13 *	Obtain power connection installation	14 days	EUR 450
14 *	Obtain telephone connection	15 days	EUR 200

\* Takes place simultaneously with another procedure.

**Procedure 1 Obtain technical clearance from the Regional Technical Office (Genio Civile)**

**Time to complete:** 30 days

**Cost to complete:** no charge

**Comment:** BuildCo must obtain a technical clearance (nulla osta) from the Regional Technical Office (genio civile) prior to obtaining a building permit. Effective October 23, 2005, and pursuant to the Ministerial Decree of September 14, 2005, the project design drawings related to the warehouse's construction must be consistent with certain specific technical provisions. The regulations do not affect the procedures for the issuance of the building permit, although they increase the construction costs to be sustained by the owner by 15–20%.

**Procedure 2 Obtain a building permit**

**Time to complete:** 135 days

**Cost to complete:** no charge

**Comment:** The application for a building permit is filed with the Municipal Agency. The company must file proof of title of ownership to the property for which the building permit is requested, as well as the project design drawings signed by an engineer or an architect, including the drawings relating to electric utilities, air conditioning systems, and fire protection devices. The Municipal Agency then requests project clearance from the Fire Department and from the Public Health Agency, which take 45 and 30 days, respectively. These requests can be made simultaneously. The municipality takes 135 days to issue the building permit.

The fees for the issuance of the building permit are calculated based on the building value and on the urbanization costs sustained by the municipality. The fee based on building value must be paid no later than 60 days after the completion of the building; the fee based on urbanization costs must be paid upon issuance of the building permit.

**Procedure 3 Pay the building permit fees at the post office**

**Time to complete:** 1 day

**Cost to complete:** EUR 27,814

**Comment:**

**Procedure 4 Hire an independent engineer to test the structure and utilities**

**Time to complete:** 1 day

**Cost to complete:** EUR 6,000

**Comment:** The structure and utilities tests must be performed by an engineer or an architect who was not directly involved in the project. In addition to the final test on completed structures, the work site director must provide test results for the structural material used to build the structure. In the case of reinforced concrete, the testing must be done on three samples taken on each day that concrete is poured and on one sample for each steel per file used in the structure. The testing is based on per files tration and compression resistance and must be done by an authorized testing lab. The cost of each test is EUR 200. For the warehouse in this case, BuildCo can expect to pay EUR 4,000 for the structural tests (about 20 in total) and EUR 2,000 for testing the utility systems.

**Procedure 5 Receive an on-site inspection by the Fire Department**

**Time to complete:** 1 day

**Cost to complete:** no charge

**Comment:** In order to obtain the occupancy permit, the warehouse must first be inspected by the Fire Department.

**Procedure 6 Obtain an occupancy certificate**

**Time to complete:** 30 days

**Cost to complete:** EUR 20

**Comment:** Within 15 days of the building's completion, the builder should file with the Municipal Agency an application for an occupancy certificate and (a) the request for cadastral registration, (b) the builder's statement attesting the compliance of the building with the project specifications and the favorable outcome of the Fire Department's inspection, (c) statements of the independent experts involved in Procedures 4 and 5, and (d) the conformity certificate issued by the Regional Technical Office. The Municipal Agency issues the occupancy certificate within 30 days after the application is filed.

**Procedure 7 Register the building**

**Time to complete:** 60 days

**Cost to complete:** EUR 200

**Comment:**

**Procedure 8 Apply for water and sewerage connection**

**Time to complete:** 1 day

**Cost to complete:** no charge

**Comment:** The company should contact the water authority to obtain the water and sewerage connection.

**Procedure 9 Receive an on-site inspection and an estimate of water and sewerage installation costs**

**Time to complete:** 1 day

**Cost to complete:** no charge

**Comment:**

**Procedure 10 Obtain water and sewerage installation**

**Time to complete:** 29 days

**Cost to complete:** EUR 600

**Comment:**

**Procedure 11 Apply for electricity connection**

**Time to complete:** 1 day

**Cost to complete:** no charge

**Comment:** The company should apply for power connection with the local electricity provider.

**Procedure 12 Receive an on-site inspection and obtain an estimate of electricity connection costs by local electricity provider**

**Time to complete:** 1 day

**Cost to complete:** no charge

**Comment:**

**Procedure 13 Obtain power connection installation**

**Time to complete:** 14 days

**Cost to complete:** EUR 450

**Comment:**

**Procedure 14 Obtain telephone connection**

**Time to complete:** 15 days

**Cost to complete:** EUR 200

**Comment:** The company should contact the telecommunication provider to obtain a telephone connection.

## Employing Workers in Italy

Employing workers indices are based on responses to survey questions. The table below shows these responses in Italy.

Employing Workers Indicators (2008)	Answer	Score
<b>Rigidity of Employment Index</b>		<b>37.8</b>
<b>Difficulty of Hiring Index</b>		<b>33.3</b>
Are fixed-term contracts prohibited for permanent tasks?	Yes	1
What is the maximum duration of fixed-term contracts (including renewals)? (in months)	No limit	0.0
What is the ratio of mandated minimum wage to the average value added per worker?	0.00	0.00
<b>Rigidity of Hours Index</b>		<b>40.0</b>
Can the workweek extend to 50 hours (including overtime) for 2 months per year to respond to a seasonal increase in production?	Yes	0
What is the maximum number of working days per week?	6	0
Are there restrictions on night work?	Yes	1
Are there restrictions on "weekly holiday" work?	Yes	1
What is the paid annual vacation (in working days) for an employee with 20 years of service?	20	0
<b>Difficulty of Firing Index</b>		<b>40.0</b>
Is the termination of workers due to redundancy legally authorized?	Yes	0
Must the employer notify a third party before terminating one redundant worker?	No	0
Does the employer need the approval of a third party to terminate one redundant worker?	No	0
Must the employer notify a third party before terminating a group of 25 redundant workers?	Yes	1
Does the employer need the approval of a third party to terminate a group of 25 redundant workers?	No	0
Is there a retraining or reassignment obligation before an employer can make a worker redundant?	Yes	1
Are there priority rules applying to redundancies?	Yes	1
Are there priority rules applying to re-employment?	Yes	1

Firing costs (weeks of salary)	10.8
What is the notice period for redundancy dismissal after 20 years of continuous employment? (weeks of salary)	10.8
What is the severance pay for redundancy dismissal after 20 years of employment? (weeks of salary)	0.0
What is the legally mandated penalty for redundancy dismissal? (weeks of salary)	0.0

Note: The first three indices measure how difficult it is to hire a new worker, how rigid the regulations are on working hours, and how difficult it is to dismiss a redundant worker. Each index assigns values between 0 and 100, with higher values representing more rigid regulations. The overall Rigidity of Employment Index is an average of the three indices.

## Registering Property in Italy

This topic examines the steps, time, and cost involved in registering property in Italy.

### STANDARDIZED PROPERTY

Property Value: 1,293,151.83

City: Rome

#### Registration Requirements:

No:	Procedure	Time to complete	Cost to complete
1 *	Obtain copies of building and occupancy permits from Municipality	10-15 days (simultaneous with procedures 2, 3, 4, and 5)	€ 25 (permits) + € 150 (for the surveyor to check the files with the Municipality)
2 *	Obtain necessary surveys from Land Registry	5-10 days (simultaneous with procedures 1, 3, 4, and 5)	€ 500 (cost of examination of Land Registrar files) + 1,700 (notary fees)
3 *	Obtain necessary surveys from Cadastral Registry	5-10 days (simultaneous with procedures 1, 2, 4, and 5)	€ 25 (historical cadastral situation) + € 163 (cadastral maps)
4 *	Notary verifies the powers of relevant signatories	1-2 days (simultaneous with procedures 1, 2, 3, and 5)	€ 25-50
5 *	Authentication of seller's documents	2-5 days (simultaneous with procedures 1, 2, 3, and 4)	
6	A notary public drafts and executes the deed of sale	10 days	Notary's fees (as described below) are € 4194.9 + 20 VAT
7 *	Registration of the deed on the Registration Office	2-7 days (simultaneous with procedure 8)	€ 168 registration tax
8 *	Registration of the deed at the Land Registry and the Cadastral Office	1 day (simultaneous with procedure 7)	€ 168 (transcription tax) - 168 (cadastral tax)

\* Takes place simultaneously with another procedure.

## Procedure 1 Obtain copies of building and occupancy permits from Municipality

**Time to complete:** 10-15 days (simultaneous with procedures 2, 3, 4, and 5)

**Cost to complete:** € 25 (permits) + € 150 (fees for the surveyor to check the files with the Municipality)

**Comment:** The notary obtains a copy of the Building Permit, Occupancy Permit and of application(s) for Building Amnesty, if any, from the Municipality. Otherwise, the seller might provide them. Should those documents not be available the seller requests copies from the Municipality. This can be done by an instructed surveyor normally appointed and paid by the seller. Note that it is not necessary to produce the Building Permit for buildings erected prior to the year 1967 and that should a copy of such a document not be available for buildings erected after that year it is sufficient that the seller mentions in the deed of conveyance the data of the relevant Building Permit, as long as the notary warns of the criminal sanctions which apply in case of false and reticent statements.

## Procedure 2 Obtain necessary surveys from Land Registry

**Time to complete:** 5-10 days (simultaneous with procedures 1, 3, 4, and 5)

**Cost to complete:** € 500 (cost of examination of Land Registrar files) + € 1,700 (notary fees)

**Comment:** The notary public obtains a report from the Land Registry stating:  
(i) the ownership situation of the property in the last twenty years, and  
(ii) that the property is free from any encumbrances.  
The notary needs to verify the Land Registrar files (usually by means of an instructed surveyor) and extract the relevant information, that are then included in the report and are certified as truthful by the notary, since the issuance of an actual certificate from the Land Registrar would require an extremely long time.

## Procedure 3 Obtain necessary surveys from Cadastral Registry

**Time to complete:** 5-10 days (simultaneous with procedures 1, 2, 4, and 5)

**Cost to complete:** € 25 (historical cadastral situation) + € 163 (cadastral maps)

**Comment:** The notary public obtains from the Cadastral Office:  
(i) historical cadastral situation and Cadastral Certificate (EUR 25, normally requested online)  
(ii) Cadastral Maps of the premises (EUR 38 cost + EUR 50 fees for the plans of the premises) and of the land (EUR 25 cost plus EUR 50 fees for the general map including the land)  
Since the cadastral data are available online it is possible to obtain a cadastral situation immediately, while the maps need to be requested to the Cadastral Offices.

## Procedure 4 Notary verifies the powers of relevant signatories

**Time to complete:** 1-2 days (simultaneous with procedures 1, 2, 3, and 5)

**Cost to complete:** € 25-50

**Comment:** The notary public checks the Company Registry regarding the selling and purchasing companies and verifies the powers of the relevant signatories. Should it be required,

according to the by-laws of the selling or purchasing company, that a resolution be adopted by the administrative body or by the shareholders' meeting to authorize the transaction, an extract of the minutes of said resolution, certified by a notary public, shall be provided. The Chamber of Commerce's certificate can be requested online.

## Procedure 5 Authentication of seller's documents

**Time to complete:** 2-5 days (simultaneous with procedures 1, 2, 3, and 4)

**Cost to complete:**

**Comment:** The seller must provide the buyer with:  
(i) an authenticated copy of the Seller's purchase documents and  
(ii) an authenticated copy of the Transcription Note  
The documents are authenticated by a notary public, at a cost of about EUR 100. As of July 2006, all payments must be made with cheques or bank transfer, and the notary must indicate these details (check number, bank account, etc.) in the deed; in the same way in the final deed parties have to indicate all amounts paid to real estate agents. This increases slightly the time needed to complete this procedure.

## Procedure 6 A notary public drafts and executes the deed of sale

**Time to complete:** 10 days

**Cost to complete:** Notary's fees (as described below) are € 4194.9 + 20% VAT

**Comment:** The notary public prepares and executes the deed of sale.  
The National Notary Publics' Order prepares each year a table of fees, sent to all the Notary Publics, in which there are certain thresholds. They can be calculated on the website:  
<http://www.notaicomolecco.it/jumpCh.asp?idChannel=98&idUser=0&idLang=IT&tariffa=1>  
The fees are subject to 20% VAT and sometimes an additional 4% tax, as well as any other stamps, archive or registration taxes.

## Procedure 7 Registration of the deed on the Registration Office

**Time to complete:** 2-7 days (simultaneous with procedure 8)

**Cost to complete:** € 168 registration tax

**Comment:** The notary public files the deed of sale and the transcription note with the Registration Office.  
The Registration office will deliver immediately a receipt with the date of registration, while the number of registration will be given only after 2-7 days. The notary then delivers a copy of the deed of sale and transcription note to the parties.  
The Registration Office has the purpose of granting deeds a certified date ("data certa") and collecting the relative taxes.  
As the envisaged deed is subject to 24% VAT, upon registration in the Registration Office, only a fixed tax is due. Otherwise, a proportional Deed Registration Tax would be due (the ordinary rate is 10% of the consideration - which can become 3% in certain cases, e.g. when the first property is purchased by an individual). The "VAT Alternative Principle" states that either a property deed is subject to VAT (therefore having to pay the fixed registration tax) or to proportional Deed Registration Tax.

**Time to complete:** 1 day (simultaneous with procedure 7)

**Cost to complete:** € 168 (transcription tax) + € 168 (cadastral tax)

**Comment:** The notary public files the deed of sale and the transcription note with Land Registry. Once the copy of the deed has been deposited in the Registration Office (Procedure 7) one can collect it immediately. The copy will only bear the registration date (but not yet the number, which takes a little more time) but this is sufficient to deposit the deed in the Land Registry.

The Land Registry (unlike the Registration Office) delivers immediately a receipt with the date and registration numbers. The Land Registry has the purpose of rendering deeds enforceable towards all third parties. Until a deed has been registered in the Land Registry, it is only enforceable between the parties thereto. The Italian Land Registry system is based on the principle of continuity of the registrations ("continuità delle trascrizioni"). This means that an individual or an entity may sell a property only if the relative deed of purchase has been registered beforehand in the Land Registry. If any third party were to deposit and register a claim or a deed in the Land Registry after the registration of the deed of purchase but before the registration of the subsequent deed of sale, the current owner would not be able to validly sell the property until the cancellation of the said claim or deed, which for this reason is so defined as "prejudicial" ("pregiudizievole").

Registration at the cadastral office takes place automatically after registering the deed at the Land Registry, which the notary public does.

The cadastral tax is fixed when the deed is subject to VAT; otherwise it is included in the proportional Deed Registration Tax.

The notary then delivers a copy of the deed of sale and transcription note to the parties.

## Getting Credit in Italy

The following table summarize legal rights of borrowers and lenders, and the availability and legal framework of credit registries in Italy.

Getting Credit Indicators (2008)			Indicator
			score
Private bureau coverage (% adults)	Private credit bureau	Public credit registry	5
Are data on both firms and individuals distributed?	Yes	Yes	1
Are both positive and negative data distributed?	Yes	Yes	1
Does the registry distribute credit information from retailers, trade creditors or utility companies as well as financial institutions?	No	No	0
Are more than 2 years of historical credit information distributed?	Yes	Yes	1
Is data on all loans below 1% of income per capita distributed?	Yes	Yes	1
Is it guaranteed by law that borrowers can inspect their data in the largest credit registry?	Yes	Yes	1
<b>Coverage</b>		74.9	11.8
Number of individuals		..	4,732,260
Number of firms		..	1,280,170

Legal Rights Index		3
Can any business use movable assets as collateral while keeping possession of the assets; and any financial institution accept such assets as collateral ?		Yes
Does the law allow businesses to grant a non possessory security right in a single category of revolving movable assets, without requiring a specific description of the secured assets ?		No
Does the law allow businesses to grant a non possessory security right in substantially all of its assets, without requiring a specific description of the secured assets ?		No
May a security right extend to future or after-acquired assets, and may it extend automatically to the products, proceeds or replacements of the original assets ?		Yes
Is a general description of debts and obligations permitted in collateral agreements, so that all types of obligations and debts can be secured by stating a maximum amount rather than a specific amount between the parties ?		Yes
Is a collateral registry in operation, that is unified geographically and by asset type, as well as indexed by the grantor's name of a security right ?		No
Do secured creditors have absolute priority to their collateral outside bankruptcy procedures?		No
Do secured creditors have absolute priority to their collateral in bankruptcy procedures?		No

During reorganization, are secured creditors' claims exempt from an automatic stay on enforcement?

No

Does the law authorize parties to agree on out of court enforcement?

No

## Protecting Investors in Italy

The table below provides a full breakdown of how the disclosure, director liability, and shareholder suits indexes are calculated in Italy.

Protecting Investors Data (2008)	Indicator
<b>Disclosure Index</b>	<b>7</b>
What corporate body provides legally sufficient approval for the transaction? (0-3; see notes)	1
Immediate disclosure to the public and/or shareholders (0-2; see notes)	2
Disclosures in published periodic filings (0-2; see notes)	2
Disclosures by Mr. James to board of directors (0-2; see notes)	2
Requirement that an external body review the transaction before it takes place (0=no, 1=yes)	0
<b>Director Liability Index</b>	<b>4</b>
Shareholder plaintiff's ability to hold Mr. James liable for damage the Buyer-Seller transaction causes to the company. (0-2; see notes)	1
Shareholder plaintiff's ability to hold the approving body (the CEO or board of directors) liable for damage to the company. (0-2; see notes)	1
Whether a court can void the transaction upon a successful claim by a shareholder plaintiff (0-2; see notes)	0
Whether Mr. James pays damages for the harm caused to the company upon a successful claim by the shareholder plaintiff (0=no, 1=yes)	1
Whether Mr. James repays profits made from the transaction upon a successful claim by the shareholder plaintiff (0=no, 1=yes)	0
Whether fines and imprisonment can be applied against Mr. James (0=no, 1=yes)	0
Shareholder plaintiff's ability to sue directly or derivatively for damage the transaction causes to the company (0-1; see notes)	1
<b>Shareholder Suits Index</b>	<b>6</b>
Documents available to the plaintiff from the defendant and witnesses during trial (0-4; see notes)	4
Ability of plaintiffs to directly question the defendant and witnesses during trial (0-2; see notes)	1
Plaintiff can request categories of documents from the defendant without identifying specific ones (0=no, 1=yes)	0
Shareholders owning 10% or less of Buyer's shares can request an inspector investigate the transaction (0=no, 1=yes)	1

Level of proof required for civil suits is lower than that for criminal cases (0=no, 1=yes)	0
Shareholders owning 10% or less of Buyer's shares can inspect transaction documents before filing suit (0=no, 1=yes)	0

## Investor Protection Index

5.7

### Notes:

#### Extent of Disclosure Index

*What corporate body provides legally sufficient approval for the transaction?*

0=CEO or managing director alone; 1=shareholders or board of directors vote and Mr. James can vote; 2=board of directors votes and Mr. James cannot vote; 3 = shareholders vote and Mr. James cannot vote

*Immediate disclosure to the public and/or shareholders*

0=none; 1=disclosure on the transaction only; 2=disclosure on the transaction and Mr. James' conflict of interest

*Disclosures in published periodic filings*

0=none; 1=disclosure on the transaction only; 2=disclosure on the transaction and Mr. James' conflict of interest

*Disclosures by Mr. James to board of directors*

0=none; 1=existence of a conflict without any specifics; 2= full disclosure of all material facts

#### Director Liability Index

*Shareholder plaintiff's ability to hold Mr. James liable for damage the Buyer-Seller transaction causes to the company*

0= Mr. James is not liable or liable only if he acted fraudulently or in bad faith; 1= Mr. James is liable if he influenced the approval or was negligent; 2= Mr. James is liable if the transaction was unfair, oppressive or prejudicial to minority shareholders

*Shareholder plaintiff's ability to hold the approving body (the CEO or board of directors) liable for damage to the company*

0=members of the approving body are either not liable or liable only if they acted fraudulently or in bad faith; 1=liable for negligence in the approval of the transaction; 2=liable if the transaction is unfair, oppressive, or prejudicial to minority shareholders

*Whether a court can void the transaction upon a successful claim by a shareholder plaintiff*

0=rescission is unavailable or available only in case of Seller's fraud or bad faith; 1=available when the transaction is oppressive or prejudicial to minority shareholders; 2=available when the transaction is unfair or entails a conflict of interest

*Shareholder plaintiffs' ability to sue directly or derivatively for damage the transaction causes to the company*

0=not available; 1=direct or derivative suit available for shareholders holding 10% of share capital or less

#### Shareholder Suits Index

*Documents available to the plaintiff from the defendant and witnesses during trial*

Score 1 each for (1) information that the defendant has indicated he intends to rely on for his defense; (2) information that directly proves specific facts in the plaintiff's claim; (3) any information that is relevant to the subject matter of the claim; and (4) any information that may lead to the discovery of relevant information.

*Ability of plaintiffs to directly question the defendant and witnesses during trial*

0=no; 1=yes, with prior approval by the court of the questions posed; 2=yes, without prior approval

## Paying Taxes in Italy

The table below addresses the taxes and mandatory contributions that a medium-size company must pay or withhold in a given year in Italy, as well as measures of administrative burden in paying taxes.

Tax or mandatory contribution	Payments (number)	Notes on Payments	Time (hours)	Statutory tax rate	Tax base	Total tax rate (% profit)	Notes on TTR
Stamp duty on contracts	1			various rates	pages of contracts		
Value added tax (VAT)	1	online filing	33	20.0%	value added and land		
Vehicle tax	1	online filing		various rates	vehicle KW		
Tax on insurance contracts	1			various rates	insurance premium		
Advertising tax	1			various rates	type of advertising		
Environmental tax	1			various rates			
Tax on check transactions	1			EUR 74	per account held at an Italian Bank	0.01	
Stamp duty on property transfer	1				fixed fee	0.02	
Fixed tax on legal and fiscal registries	1			EUR 516	fixed fee	0.04	
Business license	1			EUR 373 + % of previous year turnover	previous year turnover	0.06	
Tax on interest	0	withheld		27.0%	interest income	0.69	
Property tax (ICI)	1	online filing		0.4%	cadastral value of property	0.85	
Fuel tax	1			various rates	per liter	1.12	
Regional tax on productive activities (IRAP)	1	online filing		4.3%	Difference between taxable revenues and deductible costs	7.86	

Corporate income tax (IRES)	1	online filing	37	33.0%	taxable profit	20.09
Social security contributions	1	online filing	264	34.19-39.3%	gross salaries	43.20
<b>Totals</b>	<b>15</b>		<b>334</b>			<b>73.3</b>

**Notes:**

- a) data not collected
- b) VAT is not included in the total tax rate because it is a tax levied on consumers
- c) very small amount
- d) included in other taxes
- e) Withheld tax
- f) electronic filling available
- g) paid jointly with another tax

Name of taxes have been standardized. For instance income tax, profit tax, tax on company's income are all named corporate income tax in this table.

When there is more than one statutory tax rate, the one applicable to TaxpayerCo is reported.

The hours for VAT include all the VAT and sales taxes applicable.

The hours for Social Security include all the hours for labor taxes and mandatory contributions in general.

## Trading Across Borders in Italy

These tables list the procedures necessary to import and exports a standardized cargo of goods in Italy. The documents required to export and import the goods are also shown.

Nature of Export Procedures (2008)	Duration (days)	US\$ Cost
Documents preparation	10	316
Customs clearance and technical control	3	153
Ports and terminal handling	3	316
Inland transportation and handling	4	520
Totals	20	1305

Nature of Import Procedures (2008)	Duration (days)	US\$ Cost
Documents preparation	10	316
Customs clearance and technical control	2	153
Ports and terminal handling	3	316
Inland transportation and handling	3	520
Totals	18	1305

### Export

Bill of lading

Commercial invoice

Customs export declaration

Export license

Technical standard/health certificate

### Import

Bill of lading

Certificate of origin

Commercial invoice

Customs import declaration

Import license

## Enforcing Contracts in Italy

---

This topic looks at the efficiency of contract enforcement in Italy.

Nature of Procedure (2008)	Indicator
Procedures (number)	41
Duration (days)	1210
Filing and service	40.0
Trial and judgment	900.0
Enforcement of judgment	270.0
Cost (% of claim)*	29.90
Attorney cost (% of claim)	21.8
Court cost (% of claim)	2.9
Enforcement Cost (% of claim)	5.2

**Court information:** Rome District Court ("Tribunale di Roma")

\* Claim assumed to be equivalent to 200% of income per capita.





THE  
WORLD  
BANK



International  
Finance  
Corporation  
World Bank Group

WWW.DOINGBUSINESS.ORG

